

Decisions taken at the 2024 ITTF Council

Ahead of the 2024 ITTF Council Minutes publication, you can find the decision taken in this document.

2024-02-26-IC-01 (simple majority required)

The ITTF Council adopted the 2023 ITTF Council Meeting Minutes as a true record.

36 valid votes. 34 votes in favour. 2 votes against. 94.44 % in favour (3 abstentions).

2024-02-26-IC-02 (simple majority required)

The ITTF Council agreed to keep the size of the Permanent Committees¹ due for re-appointment in 2025 equal to the period 2023-2025.

Equipment Committee:	6 Full Members
Masters Committee:	6 Full Members
Para Table Tennis Committee	6 Full Members
Rules Committee	6 Full Members and 6 Corresponding Members
Sport Science and Medical Committee	6 Full Members and 4 Corresponding Members
Sustainability Committee	6 Full Members
Umpires and Referees Committee	6 Full Members

(simple majority required)

Proposition IC-01. Presented by the Member Association of BRA ([click here for details](#))

The proposition was **WITHDRAWN**.

(simple majority required)

Proposition IC-02. Presented by the ITTF Rules Committee ([click here for details](#))

The proposition was merged with IC-03 in a combined proposition IC-02 & IC-03.

(simple majority required)

Proposition IC-03. Presented by the Member Association of CHN ([click here for details](#))

The proposition was merged with IC-02 in a combined proposition IC-02 & IC-03.

¹ Referring to Full and Corresponding members. Those numbers can be increased with any Special Advisors or other categories as decided from time to time by the ITTF Executive Board.

Decisions taken at the 2024 ITTF Council

2024-02-26-IC-03 (simple majority required)

Proposition IC-02 & IC-03 (combined). Presented by the ITTF Rules committee and the Member Association of CHN ([click here for details](#))

37 valid votes. 34 votes in favour. 3 votes against. 91.89% in favour (2 abstentions).

The proposition was **PASSED**.

2024-02-26-IC-04 (simple majority required)

Proposition IC-04. Presented by the Member Association of CHN ([click here for details](#))

40 valid votes. 28 votes in favour. 12 votes against. 70.00% in favour (1 abstention).

The proposition was **PASSED**.

2024-02-26-IC-05 (simple majority required)

Proposition IC-05. Presented by the ITTF Rules Committee ([click here for details](#))

39 valid votes. 37 votes in favour. 2 votes against. 94.87% in favour (0 abstentions).

The proposition was **PASSED**.

2024-02-26-IC-06 (simple majority required)

Proposition IC-06. Presented by the ITTF Rules Committee ([click here for details](#))

39 valid votes. 39 votes in favour. 0 votes against. 100% in favour (0 abstentions).

The proposition was **PASSED**.

2024-02-26-IC-07 (simple majority required)

Proposition IC-07. Presented by the ITTF Rules Committee ([click here for details](#))

41 valid votes. 41 votes in favour. 0 votes against. 100% in favour (0 abstentions).

The proposition was **PASSED**.

Decisions taken at the 2024 ITTF Council

2024-02-26-IC-08 (simple majority required)

Proposition IC-08. Presented by the ITTF Executive Board ([click here for details](#))

39 valid votes. 37 votes in favour. 2 votes against. 94.87% in favour (3 abstentions).

The proposition was **PASSED**.

2024-02-26-IC-09 (simple majority required)

Proposition IC-09. Presented by the Member Association of USA ([click here for details](#))

37 valid votes. 9 votes in favour. 28 votes against. 24.32% in favour (5 abstentions).

The proposition was **DEFEATED**.

2024-02-26-IC-10 (simple majority required)

Proposition IC-10. Presented by the ITTF Executive Board ([click here for details](#))

42 valid votes. 41 votes in favour. 1 vote against. 97.62% in favour (1 abstention).

The proposition was **PASSED**.

2024-02-26-IC-11 (simple majority required)

Proposition IC-11. Presented by the ITTF Equipment Committee ([click here for details](#))

41 valid votes. 40 votes in favour. 1 vote against. 97.56% in favour (1 abstention).

The proposition was **PASSED**.

2024-02-26-IC-12 (simple majority required)

Proposition IC-12. Presented by the ITTF Equipment Committee ([click here for details](#))

42 valid votes. 42 votes in favour. 0 votes against. 100% in favour (0 abstentions).

The proposition was **PASSED**.

Decisions taken at the 2024 ITTF Council

2024-02-26-IC-13 (simple majority required)

Proposition IC-13. Presented by the ITTF Equipment Committee² ([click here for details](#))

43 valid votes. 42 votes in favour. 1 vote against. 97.67% in favour (0 abstentions).

The proposition was **PASSED**.

2024-02-26-IC-14 (simple majority required)

Proposition IC-14. Presented by the ITTF Equipment Committee ([click here for details](#))

40 valid votes. 32 votes in favour. 8 votes against. 80.00% in favour (3 abstentions).

The proposition was **PASSED**.

(simple majority required)

Proposition IC-15. Presented by the Continental Federation of ITTF Americas ([click here for details](#))

The proposition was **WITHDRAWN**.

2024-02-26-IC-15 (simple majority required)

Proposition IC-16. Presented by the Member Association of DEN ([click here for details](#))

On request of the Member Association of DEN, Proposition IC-16 was turned before voting into a Resolution for the World Ranking Working Group to consider³.

Resolution IC-16. Presented by the Member Association of DEN ([click here for details](#))

38 valid votes. 29 votes in favour. 9 votes against. 76.32% in favour (2 abstentions).

The **resolution** was **PASSED**.

2024-02-26-IC-16 (simple majority required)

Resolution IC-17. Presented by the Member Association of CHN ([click here for details](#))

41 valid votes. 30 votes in favour. 11 votes against. 73.17% in favour (1 abstention).

The resolution was **PASSED**.

² With the second part of Proposition IC-13 conditional to the proposition A-05 passing at the AGM on 27th February.

³ The Member Association of DEN agreed with the proposal of the Rules Committee Chair to turn it into a Resolution.

Decisions taken at the 2024 ITTF Council

2024-02-26-IC-17 (simple majority required)

Resolution IC-18. Presented by the ITTF Executive Board ([click here for details](#))

41 valid votes. 38 votes in favour. 3 votes against. 92.68% in favour (1 abstention).

The resolution was **PASSED**.

2024-02-26-IC-18 (simple majority required)

The ITTF Council allocated the 2026 World Para Table Tennis Championships to the Table Tennis Association of Thailand, to be held in the city of Pattaya.

ENG - Sheffield	8	19.05%
THA - Pattaya	23	54.76%
USA - Fort Worth	11	26.19%

42 valid votes. THA – Pattaya obtained a simple majority.

2024-02-26-IC-19 (simple majority required)

The ITTF Council allocated the 2026 World Masters Table Tennis Championships to the Korean Table Tennis Association, to be held in the city of Gangneung.

ESP - Alicante-Elche	18	42.86%
KOR - Gangneung	24	57.14%

42 valid votes. KOR – Gangneung obtained a simple majority.

2024-02-26-IC-20

The next ITTF Council Meeting was announced to be held on **28th May 2025*** in Doha, Qatar.

* However, the EB has subsequently decided that the **2025 ITTF Council Meeting** and the 2025 ITTF Annual General Meeting will now be held on **Monday, 26th May 2025**, and Tuesday, 27th May 2025, respectively, following the agreement made with the Qatar Table Tennis Association for the ITTF World Table Tennis Championships Finals – Doha 2025 to be held from 17th to 25th May 2025.

PROPOSITION IC-01 – WITHDRAWN

Proposition IC-01

(Simple majority required)

Proposed by the Member Association of BRA

To amend 3.2.2.10:

3.2. EQUIPMENT AND PLAYING CONDITIONS

..//..

3.2.2.10 Players competing in **Open International Events, including but not limited to a World, Olympic or Paralympic title competitions** shall wear shirts and shorts or skirts of types authorised by their Association. Players competing in these competitions shall have the player's name on the back of the shirt **and also the player's Association's name or Association's code.**

Rationale:

The player's name on the back of the shirt is already a mandatory requirement for Olympic and Paralympic competitions. It has been further implemented in World Title Events, especially when back numbers were not applicable, i.e., World Youth Championships, World Championships, and World Para Championships. It should be a standard requirement for better and clearer identification of players to have their name and their Association name or Association code in all International Events.

PROPOSITION IC-02 – Merged with Proposition IC-03 and voted as a combined proposition.

Proposition IC-02

(Simple majority required)

Proposed by the ITTF Rules Committee

To amend 3.2.3.1 and 3.2.3.3 and to relocate 3.2.5.3.2 to 3.2.3.3.1:

3.2.3.1 The playing space shall be of any shape, as long as the minimum size is defined by a **rectangle cuboid** not less than 14m long, 7m wide and 5m high, ~~but the 4 corners may be covered by surrounds~~; for wheelchair events, the playing space may be reduced, but shall not be less than 8m long and 6m wide; for Masters events, the playing space may be reduced, but shall not be less than 10m long and 5m wide.

..//..

3.2.3.3 The playing area shall be enclosed by **LED (light-emitting diode) or similarly operated surrounds or other permanent surrounds** of about 75cm high, all of the same dark background colour, ~~separating it from adjacent playing areas and from spectators~~; **but corners may be left open for special reasons.**

3.2.3.3.1 LEDs and similar devices on surrounds shall not be so bright as to disturb players during the match and shall not change when the ball is in play.

~~3.2.5.3.2 LEDs and similar devices on surrounds shall not be so bright as to disturb players during the match and shall not change when the ball is in play.~~

Rationale:

It is intended to update Regulations for International Competitions regarding the “playing space” according to new technical conditions.

PROPOSITION IC-03 – Merged with Proposition IC-02 and voted as a combined proposition.

Proposition IC-03

(Simple majority required)

Proposed by the Member Association of CHN

To amend 3.2.3.3:

3.2.3.3 The playing area shall be enclosed by surrounds about 75cm high, **except when use LED surrounds, the height could be about 50cm or 100cm.** All **of which should be** of ~~the~~ same dark ~~background~~ colour, separating it from adjacent playing areas and from spectators.

Rationale:

It's common to use LED surrounds for table tennis events, the height of which is normally 50cm or 100cm. In order to allow usage of the LED already available, and not to generate extra costs to make LED surrounds of 75cm in height, these common heights should be included in the regulations.

PROPOSITION IC-02 & IC-03 – PASSED AS COMBINED

Proposition IC-02 & IC-03 (combined)

(Simple majority required)

Proposed by the ITTF Rules Committee and the Member Association of CHN

To amend 3.2.3.1 and 3.2.3.3 and to relocate 3.2.5.3.2 to 3.2.3.3.1:

3.2.3.3 The playing area shall be enclosed by surrounds ~~of about 75cm high~~ which shall be a minimum of 50cm and a maximum 100cm in height, all of the same dark background colour, ~~separating it from adjacent playing areas and from spectators;~~ but corners may be left open.

3.2.3.3.1 If LEDs (Light emitting diode) and similar devices are used on surrounds, these shall not be so bright as to disturb players during the match and shall not change when the ball is in play.

~~3.2.5.3.2 LEDs and similar devices on surrounds shall not be so bright as to disturb players during the match and shall not change when the ball is in play.~~

Rationale:

This amendment is to better clarify the permissible height of court surrounds to be between about 50 and 100cm, rather than “about 75cm” and to give greater flexibility for event operations by removing the requirement to separate the playing area from spectators and to clarify that the corners of the surrounds can be left open.

Further, where LED or other similar light-emitting devices are used on surrounds, they must not disturb ongoing play during a match.

PROPOSITION IC-04 – PASSED

Proposition IC-04

(Simple majority required)

Proposed by the Member Association of CHN

To amend 3.2.3.4:

3.2.3.4 In World, Olympic and Paralympic titles ~~competitions~~ events as well as other events, the light intensity should be at least ~~1500 lux~~ 1800Lux EV and 2000Lux EH uniformly over the ~~whole of the playing surface and playing area,~~ and at least 1000 Lux elsewhere in the playing area, and at least 1000Lux over table in warm-up and hall in practice hall. ; ~~in other competitions the intensity shall be at least 1000 lux uniformly over the playing surface and at least 600 lux elsewhere in the playing area.~~

Rationale:

The requirements for sport presentation as well as TV broadcast has been increased enormously in recent years especially with the introduction of WTT events, broadcasters usually have much higher requirements on lighting in order to ensure high quality broadcasting, HD and 4K production on TV. Certain amount of lighting is also crucial in the warm-up hall and practice hall to make sure similar conditions for players, and also to meet the needs of live stream etc.

Thus, it is required to increase the requirements for competitions, and to regulate the requirements for warm-up and training halls.

Propositions and Resolutions to the 2024 ITTF Council

PROPOSITION IC-05 – PASSED

Proposition IC-05

(Simple majority required)

Proposed by the ITTF Rules Committee

To amend 3.4.4.2.2:

- 3.4.4.2.2 If a player or pair and an adviser or a team captain disagree whether a time-out is to be taken, the final decision shall be made by the player or pair in an individual event and by the team captain in a team event.

Rationale:

By this editorial change terms should be harmonised throughout the Regulations for International Competitions.

PROPOSITION IC-06 – PASSED

Proposition IC-06

(Simple majority required)

Proposed by the ITTF Rules Committee

To amend 3.7.8.1:

- 3.7.8.1 As soon as possible after the end of a competition ~~and not later than 7 days thereafter~~ the organising Association shall ~~send to the ITTF Secretariat and to the Secretary of the appropriate Continental Federation~~ publish details of the results ~~via electronic means~~, including points scores, of international matches, of all rounds of Continental and Open International Championships and of the closing rounds of national championships.

Rationale:

This change would just update the conditions of publishing ITTF approved competition's results.

PROPOSITION IC-07 – PASSED

Proposition IC-07

(Simple majority required)

Proposed by the ITTF Rules Committee

To amend 3.8.7:

- 3.8.7 Pursuant to Article 1.61.1.13, the Executive Board may authorise any Athlete to compete in events organised, authorised, or recognised by the ITTF, WTT and the ITTF Foundation, Olympic and Paralympic Games, and other Multi-Sport Events, as agreed with the respective organisations under the ITTF name, flag, and/or any other neutral identifier for special reasons, such as refugee status of the Athlete, the suspension of the related Association, subject to such conditions and in such manner as the Executive Board deems fit. ~~To avoid doubt, this provision applies to events organised, authorised, or recognised by the ITTF, WTT and the ITTF Foundation, Olympic and Paralympic Games, and other Multi-Sport Events, as agreed with the respective organisations.~~

Rationale:

By this editorial change, subjective hints (“To avoid doubt”) within the rules text should be eliminated. There would be no modification of the article’s content.

PROPOSITION IC-08 – PASSED

Proposition IC-08

(Simple majority required)

Proposed by the ITTF Executive Board

To amend 4.4:

4.4 WORLD MIXED TEAM CUP

4.4.1 Composition

- 4.4.1.1 A World Mixed Team Cup shall be staged on an annual basis or every 2 years in odd numbered years and the Continental Team Champions shall be invited to take part. The qualification and playing systems will be an integral part of the ITTF’s Competition Program.

Rationale:

To update the ITTF Statutes following the successful introduction of the World Mixed Team Cup in December 2023.

PROPOSITION IC-09 – DEFEATED

Proposition IC-09

(Simple majority required)

Proposed by the Member Association of USA

To amend Article 4.1.3.2:

4.1.3.2 In addition to provisions of 3.8, players who have acquired a new nationality and wish to represent the Association corresponding to the new nationality shall register with ITTF through this new Association. A player is considered as registered either:

4.1.3.2.1 from the date of ITTF player registration confirmation or

4.1.3.2.2 from the date the player is granted his or her new nationality or

4.1.3.2.3 from the date the player is granted permanent residence in the country in which that Association has jurisdiction, whichever is earlier.

Rationale:

Since 2008 and up until 2018, a player older than 21 years was deemed not eligible to compete in World Title events when changing Association.

The ITTF aligned World and Olympic eligibility rules, which was excellent for Media understanding purposes, but the transitory period to regularise athletes was too short (one month).

Several players who were permanent residents and were already competing in the new Association events could not regularise on time, and this is penalising them excessively.

The addition of 4.1.3.2.3 is aimed at protecting the individual athletes who are not responsible for the administration/management of their documentation towards the ITTF registration process.

PROPOSITION IC-10 – PASSED

Proposition IC-10

(Simple majority required)

Proposed by the ITTF Executive Board

To amend chapters 9 and 10:

The proposed text to be added to the ITTF Tribunal Regulations and the ITTF Integrity Regulations are highlighted in green in the Appendix 1.

Rationale:

Mediation has increasingly been more widely adopted as a less costly and more efficient mode of dispute resolution.

This proposition serves to introduce mediation for Table Tennis Parties to resolve potential disputes.

PROPOSITION IC-11 – PASSED

Proposition IC-11

(Simple majority required)

Proposed by the ITTF Equipment Committee

Text: M1 – TABLE MANUAL

Small content changes + Implementation of friction measurements with the testing device Ball Bounce on Table (BBOT)

a)

2. STANDARDS TO ACHIEVE

A brand may have ITTF approved tables differing in:
 colour i.e., blue, ~~and~~ green ~~or additional colours~~
 table type i.e., non rollaway or rollaway
 table commercialization i.e., standard or showcourt
 product name which ~~must~~ may be different when ~~specifications are~~ ~~table type is~~-different
~~tabletop friction range~~ i.e., friction range I, II or III

2.5. SPECIFICATIONS

4. Colour/~~Gloss~~, Finish ~~and~~, Lines ~~and Friction~~ of tabletop

2.5.4. COLOUR/GLOSS, FINISH ~~AND~~ LINES ~~AND FRICTION~~ OF TABLETOP

FRICTION

The tables with different coloured tabletops are grouped into 3 categories of friction (in terms of using the same spin-stroke).

FRICTION RANGE	COEFFICIENT OF FRICTION (CoF)	
	min	max
I	0.150	0.210
II	0.211	0.270
III	0.271	0.350

i.e., it may happen, that a brand’s tabletop colour “blue” could be grouped to another friction range, different from their tabletop colour “green” or “another colour”.

It is the brands and manufacturer’s responsibility to keep the CoF of an approved tabletop within the same friction range.

b)

3. TESTING-PROTOCOL

3.1.3. FRICTION

~~Test material: spirit level, triangular raft with three balls~~

~~The changes of both spin and trajectory when a table tennis ball bounces are governed by the coefficient of friction (CoF) between the ball and the table; the part contributed by the table to the CoF is almost exclusively a property of the surface finish.~~

It should be noted that not all balls have the same frictional properties; The CoF should be measured according to a standardized procedure including balls used and prior cleaning of balls and tables.

We formerly specified the CoF of the playing surface, but have subsequently learned that there are unidentified variables that reduce the reproducibility of the method. The following is therefore advisory, not mandatory:

The dynamic CoF between the playing surface and that of any ITTF approved ball should not be greater than 0.6 and not be less than ... (this limit will be set during 2016, and submitted to BoD in 2017). The CoF should be essentially the same regardless of the direction in which it is measured.

FRICION WITH SLED

A simple practical method of determining coefficient of friction uses a triangular raft or sled supported on three balls, about 2 cm apart, glued to a piece of wood or other substance that gives a total weight of about 100g. The maximum angle between the playing surface and the horizontal when the sled will not continue to slip is measured. The tangent of this angle is the CoF.

Alternatively, the 100g sled described above may be pulled over the horizontal table at a speed of 300 mm/min, and the pulling force is measured. The dynamic CoF is pulling force divided by the weight of the sled, both in Newtons. The average of five measurements should be taken. Care should be taken that any device used for determining the pulling force should be as free from friction as possible.

Test Material: Ball Bounce on Table device by Wassing, tabletop sample from the applied table (size approx. 40 cm x 60 cm), DHS DJ40+*** balls




Figure 20

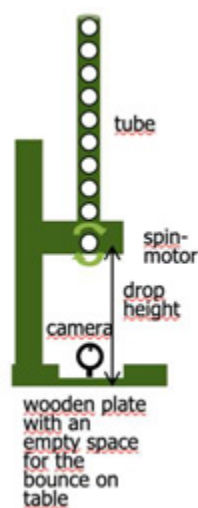


Figure 21



Figure 22

20 balls will be tested on the sample board of the tabletop (of the same colour) with the BBoT testing device (see figure 20), which will measure with cameras the restitution and friction of a ball-table-combination (see figure 21). The device is first set at a height of 180 mm, rotating the ball with 67 hz (topspin), before let the ball fall through the tube and spin motor on the table surface.

The higher the friction value is, the more the ball will bounce forward (see figure 22). All 20 ball measurements on the tabletop sample will be calculated to an average result.

This average result of the coefficient of friction (CoF) must be between 0.150 and 0.350 and will be called as the reference value for any future testing/re-testing of this tabletop.

Once the result detected is within the limit, the tabletop will be categorized into one of the friction range groups and published on the equipment website.

Rationale:

- a)
 - i. Colours for tabletop can be in many different colours, not only blue or green.
 - ii. A new table name is required when a specification on the current model has been made, that has an impact on the playing properties (for example, changing the table type construction and its dimensions or changing the bounce or friction properties)
 - iii. Players strive for more transparency of the playing material they face with in the upcoming events. The BBoT device has been invented to detect the ball-table combination in terms of their restitution and friction with a rotating ball. Analysis shows that the friction value between different tabletops with one ball vary more than different balls on one tabletop. A playing test in Germany, Japan and China confirmed the thesis that a big variation of table-playing-specifications is currently in the market and a categorization into three groups is practical to keep all approved tables, and keep variety in table tennis, but also to create transparency of which friction specification a table has. Grouping the different tabletops of different friction range can help most MA (especially the under-developed MAs) to have better options to choose economically for training.
- b) The old friction measurement with a sled is not practical to represent a table tennis play (with spin and speed). Therefore, it will be replaced by the new BBoT procedure.

Appendix 2 contains the Manual M1 with the changes proposed in proposition IC-11.

PROPOSITION IC-12 – PASSED

Proposition IC-12

(Simple majority required)

Proposed by the ITTF Equipment Committee

Text: M6 – FLOORING MANUAL

a)

3. TESTING PROTOCOL

3.1. TEST PROCEDURE

~~SAMPLE – PPREPARATION FOR ITTF EQUIPMENT COMMITTEE MEMBER~~

~~The brand or manufacturer must send the following sample size to the responsible Equipment Committee member (addresses will be provided):~~

- ~~– 1 m x 1 m sample of flooring with underside information about brand name, model name, manufacturer name and year of manufacturing~~
- ~~– 16 cm x 16 cm sample of flooring with underside information about brand name, model name, manufacturer name and year of manufacturing~~

b)

2. STANDARDS TO ACHIEVE

2.6. SPECIFICATIONS

COEFFICIENT OF FRICTION

Many of the available synthetic floors seem to have frictional properties that are generally acceptable to most players, but floors nevertheless differ from each other so that the playing conditions are not the same all over the world. The skidding features of a dry and clean sports floor can be determined by the British Pendulum Tester (according to **the EN Norm 16837 AFNOR 90-106; nearly identical to ASTM E 30**).

Coefficient of Friction	
Standard rubber slider	88 – 98 80 – 110
Urethane TT-shole sole	80 – 110
Rubber TT-shoe sole	80 – 110
Scuff marks of the soles used on the slider	some; light

SPORTING QUALITIES – SHOCK ABSORPTION

The magnitude of the shock absorption i.e. the reduction of the impact force by the mat expresses its safety and comfort at the impact of a body falling onto its surface.

The measured reduction of the force at the impact is given as the percentage of a reference impact force of 6760 N which is the calculated maximum impact force on a non-shock-absorbing surface, like concrete.

Magnitude of Shock Absorption (MSA) [%]	
On sports floor	20 – 30 20 - 45
On concrete	20 – 30

SPORTING QUALITIES – VERTICAL DEFORMATION

The (maximum) vertical deformation of the surface under an applied load expresses the suppleness of the mat which governs the ease and safety of walking and running. The vertical deformation will be measured:

- For a floor, covered or not by a movable floor mat, with a wider reaction (e.g., a wooden or synthetic gymnasium floor, a wooden undercarriage lying on joists and felts, or styropor covered by agglomerate or wood, etc.), and
- For a floor with a local reaction only (e.g., concrete directly covered with a movable mat or wood) whose force reduction is between 24 and 30%.

Vertical Deformation [mm]	
On sports floor	1,6 – 2,5 1,6 – 4,2
On concrete	1,6 – 2,5
Floors with local reaction whose MSA 20-30 %	1,5 – 2,5

SPORTING QUALITIES – ENERGY RESTITUTION

The maximal speed of the impactor at the end of the impact is an expression of the capacity of the floor to return the absorbed energy.

Energy Restitution [%]	
On sports floor	50 – 68 42 - 68
On concrete	50 – 68
Floors with local reaction whose MSA 24-25 %	48 – 68

3. TESTING PROTOCOL

3.1. TEST PROCEDURE

FRICTION

The friction pendulum (1.5 kg) with a standard rubber slider contacts the floor over a specified distance; the greater the friction, the more swing is retarded. The skid coefficient of a table tennis floor ~~should~~ shall be between ~~80 to 110, according to the EN Norm 16837 88 and 98, according to AFNOR 90-106 (nearly identical to ASTM E 30)~~. A higher number implies higher friction. This friction pendulum method has the disadvantage of not working well with profiled floor surfaces. Unfortunately, there is no reliable, internationally admitted standardized procedure for measuring the friction of those surfaces. Experiments trying to modify existing test procedures as EN12502-6 are still under way.

[...]

Test equipment: Pendulum Munro Stanley London following ~~EN 13036-4~~ or EN 16837 test methods – Slider 57 Shores

c)

3. TESTING PROTOCOL

3.1. TEST PROCEDURE

THICKNESS

According to the EN 1969 Method A, the overall thickness of the flooring is measured with the below mentioned ~~thickness device~~ digital comparator. In addition to separate the thickness into several layers a digital microscope is used.

Test equipment: Electronic comparator Mitutoyo Model ID-C125XB 0.001 – 25.4mm and Dino-Lite Edge Digital Microscope Magnification 0 – x 250

d)

3. TESTING PROTOCOL

3.1. TEST PROCEDURE

RESISTANCE AND DURABILITY

The behaviour under a rolling and rotating load is determined by stressing a small part including the critical area, i.e., the joints of 2 floor bands, by the repeated traversing and revolving around a vertical axis of a loaded wheel. The norm EN 1569 is applied, adapted and completed as follows: steel wheel diameter 100 mm, wheel width in contact with floor 30 mm edges rounded by a radius = 1mm, load of the wheel 80 kg, 150 rolling to-and-fro movements at a speed of 1m/s at 10° to the direction of the joint and at 80° to this direction, always on the same small part., ~~50 rotating movements around a vertical axis at an adequate angular velocity~~. For this test 2 samples (150cm long, 100cm wide) of the floor will be joined together according to the instructions of the floor supplier brand. The test institute may decide if a lateral stabilization or fixation is needed. The intended use of the floor will decide if it is tested above concrete or the under carriage as defined under Sporting Qualities. After the test, resulting damage is observed and quantified, if possible.

The gap (joints) between the flooring samples after rolling load will be measured, as well as the indentation of the flooring after the 150 cycles rolling load movements. The result of both measurements shall be less than 0.5mm.

The resistance to rolling will be determined and it may evaluate the floor's suitability for wheelchair table tennis play.

The resistance of the floor to indentation and residual indentation are determined by measuring the depth of penetration of an indenter and by measuring the recovery of the material after 5 minutes and after 24 hours, using the cylindrical steel indenter described in EN 1516 (500N during 5 hours, radius = 25 mm, rounded edges). This measurement will take place on a rigid structure like concrete at a temperature of 20 – 25°C. The ~~maximum initial indentation shall be less than (to be determined) mm, and the~~ residual indentation after 24 hours shall be less than 0.5mm.

Test equipment: Manual test method for rolling load with an equipment following the EN 1569 test method (homemade test equipment) and Equipment for indentation compliant to EN 1516 test method (homemade test equipment)

FLATNESS

All properties of the floor, including both visual and mechanical, ~~should~~ **shall** be uniform over the entire surface. Fastening systems (e.g., Velcro, Adhesive tapes, Glue bonding, Zip-fastener) are acceptable only if durable, if they keep the floor uniform, even and safe and if they are not visually distracting. The floor, once set up and correctly fixed (~~due to transporting bulge of the end parts, cut the backside flooring part at both end and tape the outside lines of the full flooring (as it will be done at the event)),~~ ~~may~~ **must** stay without any undulation: its thickness and structure as well as the notice of use (rolling up and out, storage, use, cleaning etc.) shall guarantee the best possible result; ~~four~~ **24** hours after rolling out and setting up the flooring at a temperature of 21° to 25°C, it shall be completely flat. A test may be performed accordingly on a floor sample 3m x 1m; ~~24 hours after being rolled out it shall be flat.~~

~~Test equipment: Manual test method for rolling load with an equipment following the EN 1569 test method (homemade test equipment)~~

Rationale:

- a) *All products will be stored in the Equipment Department Archive. No need to send additional samples.*
- b) *i. AFNOR method is obsolete and all flooring products in other sports (basketball, volleyball, badminton) following the EN Norm 16873.
ii. For the Triple A measurement on sports floor, the lab recommends based on their experience and on our data from all approved flooring to increase the range for shock absorption, vertical deformation and energy restitution. No current product will have any disadvantage from opening the range.*
- c) *Update of the procedure and device of how the thickness will be measured.*
- d) *i. During the rolling load testing the lab had already measured within their processes the gap between the flooring as well as the indentation. Now, it will be implemented into the testing procedure. The testing of 50 rotating movements is not practical based on the comment from our lab experts.
ii. Test equipment description for rolling load testing was at the wrong position.
iii. Description of how to set up the flooring for the 24 hours flatness test.*

Appendix 3 contains the Manual M6 with the changes proposed in proposition IC-12.

PROPOSITION IC-13 – PASSED

Proposition IC-13

(Simple majority required)

Proposed by the ITTF Equipment Committee

Text: T9-Racket Control

a)

Wording change

“Color” to “colour”

b)

1. Regularity of Blade and Racket Coverings

- **Colour** – There must be one red coloured side and one black side.
- **Other Irregularities** – [...] Again, this is normally permitted, provided that it is matt and the color is properly black or bright red colour. [...]

6.1. Colour

The colour of racket coverings is measured during the ITTF authorisation process; however due to variations in production, it is possible that particular batches of rubber will not meet the precise requirements of [Technique Leaflet T4](#) [Manual M4](#).

- If the colour of the rubber is uneven, for example part of the hitting surface is faded – the racket shall be submitted to the referee.
- If a red coloured pimples-out rubber is used with no sponge, and dark wood shows through it causing the overall appearance to be dark, or lettering printed on the blade shows through it causing it to be uneven – the racket shall be submitted to the referee.
- In all other cases, if the red coloured rubber does not quite appear “red bright colour” but meets all other requirements – it is recommended that use of the racket be permitted, as long as the opponent can clearly and easily distinguish the red coloured side from the black side.

If a racket covering does not appear in bright red colour, and it is believed to be caused by a production fault from the rubber manufacturer, please send a message and photo to the ITTF Equipment Department for further investigation.

c)

2. Authorisation of Racket Coverings

The latest LARC is available on [equipment.ittf.com](#) in the **Racket Coverings** [ITTF.com in the “Homepage → Equipment → Racket Coverings”](#) section. It is updated quarterly, on the first day of each calendar quarter, and all new rubbers are authorised with immediate effect while all rubbers that have been removed lose their authorisation with immediate effect. Note that National Associations may extend the period of validity for their national play. ~~When using the PDF version of the LARC, be aware that there is a last page which includes rubbers whose authorisation is due to expire. Check the expiration date on the last page; if the date has passed, the last page should be discarded. However, if the rubbers on the last page are valid, do not forget to check the last page when verifying a racket covering’s authorisation.~~

As an exception, racket covering that were authorised on the first day of a tournament shall be valid for use until the last day of this tournament, even if a new LARC has been published in between.

d)

4.3. Manual thickness device – Net gauge

The 4mm and 2mm protrusions can be checked using the electronic thickness device. **See the Laws of Table Tennis for the specified thickness limit.**

e)

Appendix B: Principles of Racket Control

Thickness Test - principle and rationale

~~The average of the thickness on sandwich rubbers must be less than 4.05 mm. This is often mistakenly referred to a 1% tolerance, when in fact it has nothing to do with tolerances. The rationale is a completely different one: Law 2.4.3 specifies a limit of 4.0 mm with one decimal place. To arrive at a figure with one decimal place, simple mathematical rounding takes place. Values less than 4.05 are truncated to 4.0, whereas 4.05 and above are rounded up to 4.1. For the same reason, the limit for coverings without sponge is “less than 2.05 mm”.~~

~~Recall in addition, that “< 4.05” is not the same as “<= 4.04”. There are three possible results in between, which will all be rounded down to 4.0 and thus are acceptable. For example, if the four measurements are 4.04 / 4.05 / 4.05 / 4.05 mm, this gives an average of 4.0475 mm, which is okay.~~

Rationale:

a) As it is in all other approved manuals and forms from ITTF Equipment written as “colour”

b) Since 2021, red is not the only colour available for racket coverings.

c) The LARC has been updated to new links on the website. PDF version is no longer necessary due to the prompt updates on the web. Clarification that the racket coverings validity on the LARC crossed the timeline during the event can still be used and it is necessary not to interrupt the players using the same racket coverings in the whole event.

d) More precise explanation of how to interpret the measurement with the net gauge.

The explanation of rounding the measurement results is not required anymore, due to the Proposition for the AGM about precisising the total thickness from “4.0mm” to “not more than 4.05mm”, and the fact that all devices in Racket Control working with two digits.

Appendix 4 contains the Technical Leaflet T9 with the changes proposed in propositions IC-13 and IC-14.

PROPOSITION IC-14 – PASSED

Proposition IC-14

(Simple majority required)

Proposed by the ITTF Equipment Committee

Text: T9-Racket Control

a)

4.1. Electronic thickness device

Test Procedure:

[...]

Calculate and record the average of the **four** readings.

[...]

~~For rubber with sponge, the average thickness must be < 4.05mm. For rubber without sponge, the average must be < 2.05mm.~~

The thickness limit is defined under the Laws of Table Tennis of the ITTF Statutes + a measurement tolerance of 0.05 mm, and the result of the electronic device is rounded to the number of digits specified in the Law.

For example, if the Law requires thickness to be less than 4.05mm with sponge and less than 2.05mm without sponge, then:

- For racket coverings with sponge, the limit would be <4.10 mm.
- For racket coverings without sponge, the limit would be <2.10 mm.

Recall that the limit is applied to the average of four readings which is rounded to two digits. As two examples, with the limits as above:

4.10 / 4.09 / 4.09 / 4.09, which is in average 4.0925 mm = 4,09 mm, passes the racket control.

Opposite, 4.10 / 4.10 / 4.09 / 4.09, which is in average 4.0950 mm = 4,10 mm, fails the racket control.

b)

7. Dismantling

See appendix

c)

8. Sanctions

Voluntary tests:

Please refer to the article 3.2.4.2.4 of the ITTF statutes.

Pre-Match racket control test:

Please refer to the article 3.2.4.2.3 of the ITTF statutes.

Post-match racket control:

If a player fails in any racket control test after the match has been completed:

- on the blade (in case no on the blade measurement in the before match control has been done), or
- in the off blade/dismantling control,

the player's name will be written down on the infraction list and the referee will decide, taking into consideration any recommendation by the racket tester, if any additional sanction will be handed against that player. Without limiting the penalties stated under the ITTF Statutes, one or more of the following sanctions may be handed to the player in addition to recording their name down in the infraction list:

- a censure, reprimand, or warning,
- a fine of up to CHF10,000.

Propositions and Resolutions to the 2024 ITTF Council

- a disqualification of results and outcomes of results in the relevant ITTF Sanctioned Events, including a forfeiture of any related awards, titles, ranking points or prizes; and
- a suspension from competing in any ITTF Sanctioned Events for up to 12 months.

If a player fails the racket control test with the first racket in the pre-match control test and subsequently, fails the post-match racket control test with their 2nd racket in the off blade or on the blade measurement, the player will get two notices on the infraction list at the same event.

d)

Appendix A: Summary of Racket Tests

#	Test	Specification	Remark / Example	Perform this test at:		
				Match Table	Call Area	Racket Control
1	Regularity of Blade and Racket Coverings	Tolerance from referee	Extension of rubber, scratches, missing pimples, broken wood, etc.	Yes	Yes	Yes
2	Authorisation of Racket Coverings	Must be on LARC	Supplier name, brand name, ITTF logo.	No	Yes	Yes
3	Flatness	Concave \geq -0.50mm Convex \leq +0.20mm	Worst of 2 perpendicular measurements. Do not average.	No	Yes	Yes
4	Racket Covering Thickness	With sponge: $<$ 4.05mm Without sponge: $<$ 2.05mm	Average of 4 measurements; 2 parallel, 2 across.	No	Yes	Yes
5	Volatile Organic Compounds	VOC level \leq 3.3ppm	Differential reading after 20 seconds.	No	No	Yes
6	Pimple Spacing	Width of pimple + space $<$ 3.5mm		No	No	Optio-nal
7	Dismantling	Blade of even thickness	No overthick lacquer, no sanding	No	No	Yes
		Racket covering thickness	No overthick	No	No	Yes

Rationale:

- A tolerance for testing devices of 0.05 mm is needed from the industry and department side.
- The 2 rounds of Pilot Phase events showed that the dismantling procedure could detect the suspicious cheating of the over-thick racket coverings. Therefore, chapter 7 was added to the leaflet/manual. It includes the procedure and measurement of dismantled racket coverings (defined together with the racket covering industry) and blade constitution (defined together with the blade industry), when no racket covering is stuck anymore.
- The sanction part has been added to the document to write down the current procedure of testing attempts and failing in a racket control. The system of 2nd racket or infraction list is already approved; for the dismantling part it is important to repeat that consequences will follow as well.
- The dismantling and checking of blade and racket covering belong to the Racket Control.

Appendix 4 contains the Technical Leaflet T9 with the changes proposed in propositions IC-13 and IC-14.

PROPOSITION IC-15 – WITHDRAWN

Proposition IC-15

(Simple majority required)

Proposed by the Continental Federation of ITTF Americas

To ensure that WTT does not attempt to organise events in countries without the consent of the ITTF Member Association in that country.

Rationale:

Member Associations in America have expressed their disappointment for WTT attempting to organise events in their territories without involving them. ITTF should prevent this from happening as the owner of WTT.

PROPOSITION IC-16 – PASSED AS RESOLUTION IC-16

Proposition IC-16 (Turned into a Resolution)

(Simple majority required)

Proposed by the Member Association of DEN

The Danish Table Tennis Federation suggests that ITTF WTTTC and the Olympics is the most important tournaments and therefore should be rewarded with more ranking points than all other WTT tournaments.

Rationale:

We have a great tradition in the WTTTC as our major tournament. The world title is deep in people minds when it comes to table tennis. We do not believe that we can replace our great tradition with a series of other events (WTT grand smashes, etc.).

We believe that our tradition with having the Olympic Games and the WTTTC as our major events is a tradition we should value.

RESOLUTION IC-17 – PASSED

Resolution IC-17

(Simple majority required)

Proposed by the Member Association of CHN

Resolution for ITTF World Youth Championships

1. To expand the number of quotas from 12 teams (per gender) to 16-20 teams in U19, U15 events.
2. For Singles event, to increase the number of quotas per MA from 2 players (per gender) to 4-5 players at the age category of U19, U15.

Rationale:

To provide more opportunities for talented young players to the world title youth events and to encourage more rising stars of table tennis.

RESOLUTION IC-18 – PASSED

Resolution IC-18

(Simple majority required)

Proposed by the ITTF Executive Board

To review the qualification system and the competition format of the World Team Table Tennis Championships Finals to be held from 2026 onwards, with 64 teams, to ensure:

- 1) Relevance of the Qualification Pathway
- 2) That, ideally, all teams participating at the World Championships Finals can opt to win the title

The Competition Program and Technical Commissioner to put forward a proposition to the Continental Council on the qualification pathway for consideration, and to the Executive Board on the format of play for consideration, and, once reviewed by the CC and EB, to be put forward to the ITTF Council for on-line voting in 2024, so the qualification pathway for London 2026, which has to start in 2025, is clearly defined before the end of the year.

Rationale:

It is important to ensure consistency of the latest ITTF Council decisions about the size of the WTTC Finals with the already adopted structure of the qualification pathway of the WTTC Finals.

Appendices

Appendix 1 Statutes chapters 9 and 10 with the amendments proposed in proposition IC-10.

Appendix 2 The Manual M1 with the changes proposed in proposition IC-11.

Appendix 3 The Manual M6 with the changes proposed in proposition IC-12.

Appendix 4 The Technical Leaflet T9 with the changes proposed in propositions IC-13 and IC-14.

8 ITTF TRIBUNAL REGULATIONS

Part I: Preliminary

8.1 CITATION AND COMMENCEMENT

These Regulations may be cited as the ITTF Tribunal Regulations and came into operation on 01 January 2021.

8.2 DEFINITIONS AND INTERPRETATION

8.2.1 In these ITTF Tribunal Regulations, unless the context otherwise requires:

“**Administrative Fee**” has the meaning given to it in R8.24.2;

“**Absolute Majority**” means a majority (more than 50%) of the total number of persons entitled to vote, including those absent and those present but not voting;

“**Claimant**” means the party bringing a claim and for avoidance of doubt, includes the ITTF Integrity Unit or any of its authorised officers, including the Head of Integrity, or such other person authorised by the ITTF Integrity Unit;

“**Hearing Panel**” means a panel of the ITTF Tribunal formed in accordance with R8.25, which may comprise of a single ITTF Tribunal member;

“**ITTF Foundation**” means ITTF Foundation, a subsidiary of ITTF and the entity responsible for corporate social responsibility initiatives of ITTF, and includes any of its subsidiary.

“**ITTF Tribunal**” means the highest judicial body within ITTF to hear and decide cases at first instance or as an appellate body as set out in the ITTF Tribunal Regulations;

“**Mediation**” means a mediation process carried out in accordance with the Mediation Provisions;

“**Mediation Agreement**” means a written agreement by two or more Table Tennis Parties to refer the whole or part of a dispute which has arisen (or may arise) between them for Mediation, and as further described in Article 8.42;

“**Mediation Costs**” mean the costs, fees, and any other expenses of the ITTF Tribunal and the Mediator for the Mediation;

“**Mediation Provisions**” means the provisions under Part IV of these Regulations;

“**Mediator**” means a mediator who has accepted appointment, and remains validly appointed, following a nomination under Article 8.44.2 to act as one or more mediators in a Mediation;

“**Other Participant**” means in relation to a Mediation, any person who is neither the Mediator nor a party in the dispute, such as the Mediator’s assistant, any interpreter, or a material third party in the dispute;

“**Qualified Majority**” means two-thirds majority of persons taking part in the vote, not counting abstentions;

“**Regulations**” means these ITTF Tribunal Regulations;

“**Request for Proceedings**” has the meaning given to it in R8.24.1;

“**Related Document**” includes any rule or regulation connected to the ITTF Handbook,

including the rules and regulations of WTT, ITTF Foundation, or any other Table Tennis Party relating to sport integrity;

“**Respondent**” means the party whom a claim is brought against;

“**Settlement Agreement**” means any agreement which settles one or more issues in dispute, as submitted for Mediation by the parties in dispute, and as further described in Article 8.50;

“**Simple Majority**” means a majority (more than 50%) of persons taking part in the vote, not counting abstentions;

“**WTT**” means World Table Tennis Private Limited, a subsidiary of ITTF and exclusive licensee of ITTF in respect of certain licensed ITTF events, pursuant to a master licence agreement, and includes any of its subsidiary.

8.2.2 These Regulations are adopted pursuant to the ITTF Handbook and shall be interpreted in a manner that is consistent with applicable provisions of the ITTF Handbook. In case of any conflict, the ITTF Constitution prevail over these Regulations.

8.2.3 The headings and sub-headings in these Regulations are for convenience only and shall not be deemed to be part of the substance of these Regulations or to affect in any way the language of the provisions to which they refer.

8.2.4 Words used regardless of the number and gender specifically used, shall be deemed and construed to include any other number, singular or plural, and any other gender, masculine, feminine or neuter, as the context requires.

8.2.5 Any words following the terms “including”, “include”, “in particular”, “such as” or any similar expression shall be construed as illustrative and shall not limit the sense of the words, description, definition, phrase or term preceding those terms.

8.2.6 If any provision of these Regulations is held to be invalid, unenforceable or illegal for any reason, it shall be deemed to be deleted and the remainder of these Regulations shall otherwise remain in full force and effect.

8.3 PURPOSE

8.3.1 The ITTF Tribunal is an independent judicial body of the ITTF established pursuant to Article 1.8.1.1.2 of the ITTF Constitution.

8.3.2 The ITTF Tribunal constitutes Hearing Panels to hear and decide cases at first instance or as an appellate body arising from the ITTF Handbook, in accordance with these ITTF Tribunal Regulations.

8.3.3 These ITTF Tribunal Regulations regulate the organisation and function of the ITTF Tribunal and describes the procedures to be followed before it regarding matters that it has jurisdiction over.

Part II: Organisation of the ITTF Tribunal

8.4 MEMBERSHIP OF THE ITTF TRIBUNAL

8.4.1 The membership of the ITTF Tribunal is determined in accordance with Article 1.8.2 of the ITTF Constitution.

8.4.2 The ITTF Tribunal membership as a whole shall be fluent in English and have expertise and experience in legal, governance, integrity, table tennis, competition, officiating, athlete safeguarding, anti-harassment and such other relevant areas in

sport, and each member shall be:

- 8.4.2.1 a qualified lawyer or former judicial office holder with substantial expertise and experience in legal issues affecting sport; or
- 8.4.2.2 a person with substantial experience in legal, governance, integrity, table tennis, competition, officiating, athlete safeguarding, anti-harassment or such other relevant areas in sport.
- 8.4.3 An ITTF Tribunal member may be suspended or removed from office:
 - 8.4.3.1 by the ITTF Tribunal Chair if:
 - 8.4.3.1.1 that member is found to be not eligible under these ITTF Tribunal Regulations;
 - 8.4.3.1.2 that member is found to have been in serious breach of the ITTF Constitution or any other ITTF regulations, including the ITTF Code of Ethics;
 - 8.4.3.1.3 that member is unable or unwilling to perform their duties as an ITTF Tribunal member, has neglected their duties, or has engaged in any material misconduct;
 - 8.4.3.2 by the AGM or EGM, if:
 - 8.4.3.2.1 the person to be removed under R8.4.3.1 is the ITTF Tribunal Chair; or
 - 8.4.3.2.2 the AGM or EGM considers that the ITTF Tribunal Chair's decision made pursuant to R8.4.3.1 should be reviewed.
- 8.4.4 Before an ITTF Tribunal member is removed, that member shall be given reasonable written notice of the proposal by the ITTF Tribunal Chair, the AGM or EGM (as applicable) to remove them as an ITTF Tribunal member, the basis for such proposal and the relevant facts supporting such proposal. That member may respond to that proposal within 14 days of being notified in writing of the proposal and that member's response must be taken into account by such decision maker.
- 8.4.5 If an ITTF Tribunal member resigns, dies, or is removed from office, the position shall either:
 - 8.4.5.1 remain vacant until the next AGM or EGM; or
 - 8.4.5.2 if the ITTF Tribunal Chair considers it necessary, the ITTF Council may appoint a replacement member to fill the vacancy on the ITTF Tribunal until the next AGM or EGM.
- 8.4.6 Each term of office of the ITTF Tribunal member shall be four years and the ITTF Tribunal Member may be appointed by the AGM or EGM for a maximum of eight consecutive years, subject to R8.38.1.
- 8.4.7 The ITTF Tribunal shall be allocated the necessary resources by ITTF to fulfil its functions.

8.5 ITTF TRIBUNAL CHAIR AND ITTF TRIBUNAL MEMBERS

- 8.5.1 The ITTF Tribunal Chair must be a qualified lawyer who:
 - 8.5.1.1 is fluent in English; and
 - 8.5.1.2 has at least ten years of professional legal experience in litigation or arbitration and in governance, integrity, table tennis, competition, officiating, athlete safeguarding, anti-harassment or such other relevant areas in sport.
- 8.5.2 The ITTF Tribunal Chair is responsible for matters including:
 - 8.5.2.1 lead and represent the ITTF Tribunal in official matters within and outside of ITTF;
 - 8.5.2.2 propose resources necessary for the ITTF Tribunal to operate in accordance with these ITTF Tribunal Regulations;

- 8.5.2.3 propose amendments to these ITTF Tribunal Regulations or any other part of the ITTF Handbook for the effective and efficient administration of justice within ITTF;
 - 8.5.2.4 perform or supervise the performance of operational tasks of the ITTF Tribunal;
 - 8.5.2.5 prepare annual reports of the ITTF Tribunal for the AGM or EGM;
 - 8.5.2.6 convene meetings ITTF Tribunal meetings, as they deem necessary;
 - 8.5.2.7 appoint a deputy to fulfil their responsibilities in their absence, as they deem necessary;
 - 8.5.2.8 manage the caseload of the ITTF Tribunal and assign (or reassign) cases to ITTF Tribunal members, according to their specific needs, such as subject-matter expertise;
 - 8.5.2.9 monitor the performance and conduct of the ITTF Tribunal members and investigate (or assist in the investigation of) complaints made against them, in accordance with the ITTF Handbook;
 - 8.5.2.10 work with the Secretariat and all other ITTF Tribunal members on all other matters necessary for the operation of the ITTF Tribunal;
 - 8.5.2.11 referring any dispute for Mediation in accordance with the Mediation Provisions; and
 - 8.5.2.12 assume the responsibilities of the ITTF Tribunal members, as set out in R8.5.3.
- 8.5.3 Each ITTF Tribunal member is responsible for the matters including:
- 8.5.3.1 read and be familiar with the documents submitted by the parties in each case;
 - 8.5.3.2 ensure that parties who are not represented by counsel are able to present their cases and have it considered fully and fairly;
 - 8.5.3.3 manage and conduct proceedings fairly, effectively and efficiently;
 - 8.5.3.4 maintain impartiality throughout proceedings and take adequate notes;
 - 8.5.3.5 deciding issues of fact, law and procedure that may arise in each case;
 - 8.5.3.6 make orders and interim reliefs in each case, in accordance with these ITTF Tribunal Regulations;
 - 8.5.3.7 write and issue decisions after deliberating on the parties' submissions;
 - 8.5.3.8 keep abreast of developments within table tennis or sport in general, particularly in the areas of legal, governance, integrity, competition, officiating, athlete safeguarding, anti-harassment and such other relevant areas; and
 - 8.5.3.9 from time to time serve on a Committee, Commission, Working Group or such other bodies of the ITTF, where services of a judicial member are required, particularly in cases of substantial public interest.

8.6 MEETINGS OF THE ITTF TRIBUNAL

- 8.6.1 The ITTF Tribunal shall meet at least once a year and each ITTF Tribunal meeting shall be convened by the ITTF Tribunal Chair.
- 8.6.2 The ITTF Tribunal Chair shall set the agenda of the ITTF Tribunal meeting, taking into consideration any proposal regarding the agenda made by other ITTF Tribunal members.
- 8.6.3 The agenda of the ITTF Tribunal meeting shall be communicated to the ITTF Tribunal members prior to the ITTF Tribunal meeting in timely manner and whenever possible, at least 14 days before the date of the ITTF Tribunal meeting.
- 8.6.4 Any issue arising after the agenda of the ITTF Tribunal meeting has been

communicated to the ITTF Tribunal members shall be resolved by a Qualified Majority.

8.6.5 The ITTF Tribunal meeting may be conducted remotely through, without limitation, telephone or videoconference, if requested by any ITTF Tribunal member.

8.7 QUORUM OF MEETINGS OF THE ITTF TRIBUNAL

8.7.1 The quorum to pass resolutions in an ITTF Tribunal meeting is an Absolute Majority.

8.7.2 If any ITTF Tribunal meeting takes place without meeting the quorum, any Resolution proposed shall be:

8.7.2.1 communicated to the ITTF Tribunal members within seven days of the date of the ITTF Tribunal meeting; and

8.7.2.2 be voted on by the ITTF Tribunal members within a period specified by the ITTF Tribunal Chair.

8.7.3 If the total number of votes during the ITTF Tribunal meeting and after the ITTF Tribunal meeting pursuant R8.7.2 exceed the number required to form a quorum, the vote cast according to R8.7.2 will be deemed as having been validly cast at the ITTF Tribunal meeting.

8.8 VOTING AND RESOLUTIONS

8.8.1 For an in-person meeting, the passing of resolutions by the ITTF Tribunal requires the approval of a Simple Majority of the ITTF Tribunal members physically present.

8.8.2 For a remote meeting, the passing of resolutions by the ITTF Tribunal requires the approval of an Absolute Majority of the ITTF Tribunal members.

8.8.3 The use of electronic mail and other generally acceptable electronic communication means is permissible for the purposes of passing a resolution by correspondence.

8.9 MINUTES OF ITTF TRIBUNAL MEETINGS

8.9.1 The ITTF Tribunal shall keep minutes of its deliberations and resolutions at each ITTF Tribunal meeting.

8.9.2 The minutes shall contain:

8.9.2.1 a summary of the deliberations;

8.9.2.2 the proposed resolutions;

8.9.2.3 the result of resolutions with the number of votes; and

8.9.2.4 the declarations requested by any ITTF Tribunal member requests to be recorded.

8.9.3 The draft of the minutes shall be promptly communicated to the ITTF Tribunal members for their review and the approved minutes must be signed by the ITTF Tribunal Chair.

8.10 INDEMNITY

8.10.1 No ITTF Tribunal member will be personally liable for any act or omission when carrying out their duties and exercising their powers or authorities in good faith.

8.11 EXPENSES

8.11.1 The ITTF Tribunal members will receive compensation and reimbursement for their expenses incurred for their time spent on matters as members of a Hearing Panel

and such payments shall not be deemed to compromise their independence and impartiality.

8.12 INDEPENDENCE

8.12.1 No ITTF Tribunal member themselves and their immediate family members may:

8.12.1.1 hold any official function in ITTF, a member association of ITTF or an associated organisation of ITTF during their term of office as ITTF Tribunal member and for four years prior to their initial appointment to office.

8.12.1.2 Before assuming office, the ITTF Tribunal member shall first take an oath or affirm that they will discharge their judicial duties independently and impartially

8.13 CONFIDENTIALITY

8.13.1 Unless otherwise set out in these ITTF Tribunal Regulations, the ITTF Tribunal's affairs and all proceedings before a Hearing Panel are confidential.

8.13.2 The ITTF Tribunal members shall ensure that information disclosed to them during the course of their duties remains confidential and not make any disclosure to any third party in breach of confidentiality.

Part III: Proceedings before the ITTF Tribunal

Division 1 – General

8.14 PRINCIPLES OF FAIR PROCEDURE

8.14.1 The parties to the Proceedings have the right to a fair procedure and have their fundamental rights respected. In particular:

8.14.1.1 no ITTF Tribunal member who has a conflict of interest in a matter, according to the ITTF Code of Ethics, may be appointed to the Hearing Panel responsible for hearing and determining that matter;

8.14.1.2 the right of the person (whether legal or natural) charged to know what they are charged with;

8.14.1.3 the right to know the type of penalties which might be imposed;

8.14.1.4 the right to be heard, to present a defence, to produce evidence and to be assisted by counsel at their own expense; and

8.14.1.5 the right to appeal a decision of the ITTF Tribunal in accordance with R8.37.

8.15 JURISDICTION

8.15.1 Subject to R8.15.2 and R8.15.3, the ITTF Tribunal shall have jurisdiction to hear and decide any alleged infringement of any article under the ITTF Constitution or any other rule or regulation of the ITTF Handbook and any Related Document except:

8.15.1.1 any provision under Chapter 5 of the ITTF Handbook (ITTF Anti-Doping Rules); and

8.15.1.2 any provision of the Classification Rules of ITTF Para Table Tennis.

8.15.2 The ITTF Tribunal has the original jurisdiction to hear and decide any alleged infringement of any provision or such other claims arising from any provision under Chapters 1, 2, 6 and 7 of the ITTF Handbook and any Related Document.

8.15.3 The ITTF Tribunal has the appellate jurisdiction to hear and decide any appeal of any decision made by the appropriate decision-making body on alleged infringements of any provision or such other claims arising from any provision under Chapters 1, 3, 4, 9, and 10 of the ITTF Handbook and any Related Document.

8.15.4 Where the ITTF Tribunal exercises its appellate jurisdiction pursuant to R8.15.3:

8.15.4.1 the provision of these ITTF Tribunal Regulations will apply in appeal proceedings before the ITTF Tribunal *mutatis mutandis*, unless they are inconsistent with or preempted by the provisions of R8.15;

8.15.4.2 unless otherwise specified in any provision of the ITTF Handbook, the Request for Proceedings of the appeal must be filed with the ITTF Tribunal no later than 21 days after the date that the appealing party receives the decision in question. The decision being appealed will remain in full force and effect pending determination of the appeal, unless the Hearing Panel (or the ITTF Tribunal Chair, if the Hearing Panel has yet to be formed) orders otherwise; and

8.15.4.3 the Hearing Panel has full power to hear the matter under appeal *de novo* and it will have all of the powers that the actual first instance decision-maker would have had under the applicable provision in the ITTF Handbook. Notwithstanding the foregoing, the Hearing Panel may remit the matter to the first instance decision-maker for re-hearing, if it deems appropriate.

8.16 APPLICABLE LAW

8.16.1 The decisions shall be based on:

8.16.1.1 primarily, on the ITTF Constitution, the Laws of Table Tennis, the other chapters of the ITTF Handbook, and the decisions of any competent ITTF body; and

8.16.1.2 subsidiarily, on Swiss law or such other law that the Hearing Panel deems applicable. In the latter case, the Hearing Panel shall give reasons for its decision.

8.17 SEAT

8.17.1 The seat of the ITTF Tribunal and each Hearing Panel is Switzerland. Notwithstanding the foregoing, the Hearing Panel Chair may decide to hold any hearing outside Switzerland in the appropriate circumstances.

8.18 LANGUAGE

8.18.1 Proceedings before the Hearing Panel shall be conducted in English, unless

otherwise mutually agreed by the parties.

- 8.18.2 Any party wishing to rely on documents written in a language other than English must provide certified English translations at their own cost.
- 8.18.3 Any party who wishes or whose witness wishes to give oral evidence in a language other than English must bring an independent and competent translator to translate that evidence into English, at their own cost.
- 8.18.4 Notwithstanding R8.18.2 and R8.18.3, the Hearing Panel may in appropriate circumstances order a party to pay some or all the translation costs of the other party.

8.19 LEGAL REPRESENTATION

- 8.19.1 In all proceedings before the Hearing Panel, each party is entitled, at their own expense, to be represented by legal counsel and/or other relevant representative(s), who may make submissions on their behalf.

8.20 NOTICES AND COMMUNICATIONS

- 8.20.1 Any notice or other communication required to be given by a party pursuant to these ITTF Tribunal Regulations shall be made in writing and sent by courier or email.
- 8.20.2 Notices or other communications addressed to the ITTF Tribunal and/or the Hearing Panel shall be sent to:
- 8.20.2.1 ITTF Tribunal, MSI, Avenue de Rhodanie 54B, 2, 1007 Lausanne, Switzerland, if sent by courier; or
- 8.20.2.2 tribunal@ittf.com, if sent by email.
- 8.20.3 Notices or other communications addressed to a party to a proceeding may be sent to their last-known residence, place of business or email address, unless that party notifies the Hearing Panel Chair (or the ITTF Tribunal Chair, if the Hearing Panel has yet to be formed) and all parties to that proceeding of a change to such address.
- 8.20.4 Notices or other communications to a person who is a member of a member association of ITTF or of an associated organisation of ITTF may be accomplished by delivering such notice or other communication to that member association of ITTF or that associated organisation of ITTF, respectively.

8.21 TIME LIMITS

- 8.21.1 Unless otherwise set out in these ITTF Tribunal Regulations, any time period to be calculated under these ITTF Tribunal Regulations shall begin to run the day following the date of receipt of a notice or other communication.
- 8.21.2 The time limits fixed under these ITTF Tribunal Regulations are respected if the communications by the parties are sent before midnight, time of the location of their own domicile or, if represented, of the domicile of their main legal representative, on the last day on which such time limits expire.
- 8.21.3 Non-working days and official holidays are included in calculating time limits. Notwithstanding the foregoing, if the last day of the time limit is an official holiday or a non-business day in the location from where the document is to be sent, the time limit shall expire at the end of the next working day.
- 8.21.4 Upon application on justified grounds and after consultation with the other party (or parties), the Hearing Panel Chair (or the ITTF Tribunal Chair, if the Hearing Panel

has yet to be formed) may extend the any time limit provided in these ITTF Tribunal Regulations, if the circumstances so warrant.

8.22 INTERIM RELIEF

- 8.22.1 The Hearing Panel (or the ITTF Tribunal Chair, in cases before the Hearing Panel is appointed) is entitled to grant interim relief.
- 8.22.2 If a party applies for interim relief, the Hearing Panel (or the ITTF Tribunal Chair, in cases before the Hearing Panel is appointed) shall invite the other party to express a position within ten days or a shorter time limit, if circumstances so require, and following which, the Hearing Panel (or the ITTF Tribunal Chair, in cases before the Hearing Panel is appointed) shall determine whether it has *prima facie* jurisdiction.
- 8.22.3 If, pursuant to R8.22.1, the Hearing Panel (or the ITTF Tribunal Chair, in cases before the Hearing Panel is appointed) determines that it lacks *prima facie* jurisdiction, it shall terminate the proceedings.
- 8.22.4 In considering whether to pronounce interim relief, the Hearing Panel (or the ITTF Tribunal Chair, in cases before the Hearing Panel is appointed) shall consider whether the measure necessary to protect the applicant from irreparable harm, the likelihood of success on the merits of the claim, and whether the interests of the applicant outweigh those of the respondent.

8.23 LIMITATION PERIOD

- 8.23.1 Unless otherwise stated in of any rule or regulation of the ITTF Handbook or any Related Document, no proceedings may be commenced after the period of:
- 8.23.1.1 one year for claims based on any provision under Chapter 3 or Chapter 4 of the ITTF Handbook;
- 8.23.1.2 four years for all other proceedings.
- 8.23.2 The period stated in R8.23.1 commences:
- 8.23.2.1 from the date of the commission of the alleged infringement;
- 8.23.2.2 from the date of the most recent commission of the alleged infringement, if that infringement is recurrent;
- 8.23.2.3 from the date on which the alleged infringement had ended, if that infringement lasted for a period of time.
- 8.23.3 Where, in the case of any proceedings for which a period of limitation is stated in R8.23 and the basis of the claim is concealed by the fraud of the Respondent (or their representative), the period of limitation shall not commence until the Claimant has discovered the fraud or could have discovered it with reasonable diligence.

Division 2 – Procedures

8.24 COMMENCEMENT OF THE PROCEEDINGS

- 8.24.1 To request to commence the proceedings, unless the procedure is otherwise specified in the applicable regulation, the Claimant shall file a written request with the ITTF Tribunal, with a copy to the Respondent, containing:
- 8.24.1.1 the name and full address of the Respondent;
- 8.24.1.2 the contact details of the parties;

- 8.24.1.3 the alleged infringement, specifying the rule, regulation, or principle alleged to have been infringed;
- 8.24.1.4 a statement of the facts upon which such allegation is based and a statement of issue submitted for the Hearing Panel to determine;
- 8.24.1.5 all exhibits and specification of other evidence upon which the Claimant intends to rely; the Claimant shall specify the name(s) of any witnesses, including a brief summary of their expected testimony, and the name(s) of any experts, stating their area of expertise, the Claimant intends to call and state any other evidentiary measure which it requests; the witness statements, if any, shall be filed together with the request for proceedings, unless the Hearing Panel decides otherwise.
- 8.24.1.6 a copy of the provision in the ITTF Handbook or any other instrument conferring jurisdiction on the ITTF Tribunal to hear and determine the matter; and
- 8.24.1.7 any proposal regarding the conduct or venue of the proceedings, including whether any interim relief is requested; (the “**Request for Proceedings**”).
- 8.24.2 Upon filing its Request for Proceedings, the Claimant shall pay the non-refundable fee of USD1,000 (the “**Administrative Fee**”), in the manner determined by the ITTF Tribunal. This Article 8.24.2 shall not apply if the Claimant is the ITTF Integrity Unit or ITTF.
- 8.24.3 If the Claimant fails to pay the Administrative Fees in accordance to R8.24.2, the ITTF Tribunal may not proceed with the claim.
- 8.24.4 If the ITTF Tribunal Chair determines that the requirements set out in R8.24.1 and R8.24.2 are satisfied, they shall communicate to the Respondent the request to commence the proceedings and to file its answer (the “**Answer**”) to the request to commence the proceedings. The ITTF Tribunal Chair shall provide the parties with the link on ITTF’s website where the ITTF Tribunal Regulations may be accessed.
- 8.24.5 Unless the procedure is otherwise specified in the applicable regulation, the Respondent shall file its Answer with the ITTF Tribunal, with a copy to the Claimant, within a period determined by the ITTF Tribunal containing:
 - 8.24.5.1 a copy of the Request for Proceedings;
 - 8.24.5.2 its response admitting or denying the alleged infringement;
 - 8.24.5.3 a statement of defence;
 - 8.24.5.4 any defence of the ITTF Tribunal’s lack of jurisdiction;
 - 8.24.5.5 any counterclaim; and
 - 8.24.5.6 all exhibits and specification of other evidence upon which the Respondent intends to rely; the Respondent shall specify the name(s) of any witnesses, including a brief summary of their expected testimony, and the name(s) of any experts, stating their area of expertise, it intends to call and state any other evidentiary measure which it requests. The witness statements, if any, shall be filed together with the Answer, unless the Hearing Panel decides otherwise.
- 8.24.6 If the Respondent does not file an Answer, the Hearing Panel may nevertheless proceed with the proceedings and deliver its decision.
- 8.24.7 The parties shall not be authorised to supplement or amend their requests or their argument, to produce new exhibits, or to specify further evidence on which they intend to rely after the submission of the Request for Proceedings and of the Answer.

8.25 FORMATION OF THE HEARING PANEL

- 8.25.1 On the receipt of the Answer, the ITTF Tribunal Chair shall, at their sole discretion, appoint either one or three members of the ITTF Tribunal to hear and determine the alleged infringement set out in the Request for Proceedings as the Hearing Panel, subject to R8.25.3.
- 8.25.2 If the Hearing Panel consists of one ITTF Tribunal member, that member shall serve as the Hearing Panel Chair. If the Hearing Panel consists of three ITTF Tribunal Members, the ITTF Tribunal Chair shall nominate one of those three members as the Hearing Panel Chair.
- 8.25.3 No ITTF Tribunal member may sit on the Hearing Panel of the proceedings where:
- 8.25.3.1 they have any personal connection or interest, whether directly or indirectly, with any party or witness;
- 8.25.3.2 they have had any prior involvement with any matter or any facts arising in the proceedings (except if the involvement is a decision to impose an interim relief or a separate proceeding where some or all of the same facts are relevant);
- 8.25.3.3 they have the same nationality as any party involved in the proceedings, unless agreed by the parties;
- 8.25.3.4 they have a conflict of interest in any matter arising from the proceedings, according to the ITTF Code Ethics; or
- 8.25.3.5 their independence or impartiality could reasonably be disputed (as determined by the ITTF Tribunal Chair).
- 8.25.4 Upon their appointment to a Hearing Panel, each Hearing Panel member shall within reasonable time provide a written declaration to the parties, disclosing any facts or circumstances they know that may lead to their independence or impartiality being doubted legitimately. If any such facts or circumstances arise after the written declaration was made, the Hearing Panel member must provide an updated declaration to the parties. The Hearing Panel members' declarations shall be supplied to the parties.

8.26 OBJECTION TO A HEARING PANEL MEMBER

- 8.26.1 Any party to the proceedings may object to the appointment of an ITTF Tribunal member to the Hearing Panel by notifying the ITTF Tribunal Chair the facts or circumstances giving rise to the objection within seven days of:
- 8.26.1.1 receiving the written declaration specified in R.8.25.4, or
- 8.26.1.2 otherwise being aware of the facts or circumstances leading to the objection.
- 8.26.2 A failure to make an objection according to R8.26.1 shall be deemed a waiver of that objection.
- 8.26.3 The ITTF Tribunal Chair shall rule on any objection made according to R8.26.1 and their ruling is final and not subject to any appeal.

8.27 REPLACEMENT OF A HEARING PANEL MEMBER

- 8.27.1 If for any reason a Hearing Panel member is unable or unwilling to hear or continue hearing or to decide the proceeding, the ITTF Tribunal Chair may at their sole discretion appoint another ITTF Tribunal member to replace that member in that proceeding.

8.28 POWERS OF THE HEARING PANEL

8.28.1 The Hearing Panel (and in urgent cases, prior to the formation of the Hearing Panel, the ITTF Tribunal Chair) has all powers necessary for, and incidental to, the discharge of its responsibilities, including the power, whether on the application of a party or on its own motion:

- 8.28.1.1 to order that certain dispositive issues be determined before any other issues in the proceedings;
- 8.28.1.2 to rule finally on its own jurisdiction;
- 8.28.1.3 to determine the proceedings either in a preliminary decision or a decision on the merits;
- 8.28.1.4 to determine whether the hearing (or any part thereof) should be conducted orally (whether in-person or remotely) or in writing;
- 8.28.1.5 to expedite or adjourn, postpone or suspend its proceedings, upon such terms as it will determine;
- 8.28.1.6 to extend or reduce any time limit specified in any regulation or by the ITTF Tribunal, except any appeal deadline or limitation period;
- 8.28.1.7 to consolidate the proceedings with other substantially similar or related proceedings and/or order that such proceedings be held concurrently;
- 8.28.1.8 to appoint independent experts to assist or advise it on specific issues, with the costs of such experts to be borne as directed by the Hearing Panel;
- 8.28.1.9 to order any party to make any property, document or other thing in its possession or under its control available for inspection by the ITTF Tribunal or any other party;
- 8.28.1.10 to allow third parties to intervene or be joined in the proceedings, to make all appropriate procedural directions in relation to such intervention or joinder, and thereafter to make a single final decision or separate decisions in respect of all parties;
- 8.28.1.11 to impose interim relief or other provision measures as it deems fit prior to its final determination;
- 8.28.1.12 to determine the manner in which it shall deliberate in order to make any determination related to the proceedings;
- 8.28.1.13 to make any other procedural direction or take any procedural step which it considers to be appropriate in pursuit of the efficient and proportionate management of the proceedings or any matter pending before it; and
- 8.28.1.14 to impose costs orders.

8.29 CONDUCT OF PROCEEDINGS

8.29.1 As soon as practicable after the Hearing Panel has been convened to determine a matter, the Hearing Panel Chair will issue directions to the parties regarding the procedure and timetable to be followed in the proceedings. The directions will:

- 8.29.1.1 specify whether the hearing will be conducted orally or in writing;
- 8.29.1.2 fix the date, time and venue of the hearing, if the hearing is to be conducted orally;
- 8.29.1.3 specify the schedule to exchange additional written submissions and evidence before the hearing; and

8.29.1.4 make any appropriate order relating to the disclosure of relevant documents and/or other materials in the possession or control of any party.

8.29.2 If the Hearing Panel Chair deems appropriate, they may hear from the parties (whether in person, by telephone or video-conference, or any other generally acceptable electronic communication means) prior to issuing the directions pursuant to R8.29.1.

8.30 HEARINGS

8.30.1 Where a hearing is directed, the Hearing Panel Chair direct, at their sole discretion, to hold the hearing in person, by telephone or videoconference.

8.30.2 All hearings will be conducted in a private and confidential manner, attended only by the parties to the proceedings and their representatives, witnesses and experts, and permitted third parties (and their permitted representatives), unless the Hearing Panel directs otherwise for good cause.

8.30.3 Subject to R8.14, the Hearing Panel Chair has the sole discretion to decide the procedure to be followed at the hearing, which may include without limitation:

8.30.3.1 making an introduction of the Hearing Panel and each party to the proceedings (and their representatives, if applicable);

8.30.3.2 stating the purpose of the hearing;

8.30.3.3 stating the procedure of the hearing;

8.30.3.4 submitting on preliminary issues;

8.30.3.5 making of opening statements;

8.30.3.6 presenting of evidence;

8.30.3.7 calling of witnesses and/or experts; and

8.30.3.8 making of closing statements.

8.30.4 Should either party or both of them fail or refuse to attend the hearing, the Hearing Panel may nevertheless proceed and deliver its decision.

8.31 EVIDENCE

8.31.1 The Hearing Panel has the power to decide on the admissibility, relevance and weight of any evidence and shall not be bound by any judicial or evidential rules in relation to such matters. Facts may be established by any reliable means.

8.31.2 Subject to R8.14, the Hearing Panel has the sole discretion in:

8.31.2.1 deciding whether to receive evidence from witnesses and/or experts in person, by telephone, by video conference, or in writing;

8.31.2.2 allowing, refusing or limiting any evidence or appearance of any witness and/or expert at the hearing;

8.31.2.3 questioning witnesses and/or experts; and

8.31.2.4 directing how a party may question witnesses and/or experts.

8.31.3 Subject to R8.31.2, the parties shall ensure the availability of the witnesses and/or experts whose statements and reports they have submitted before the hearing to be heard by the Hearing Panel and be responsible for the witnesses and/or experts' cost of attending the hearing.

8.31.4 If a witness who has been requested to attend the hearing fails to appear, any witness statement or declaration related to that witness will be disregarded, unless the

Hearing Panel decides otherwise in exceptional circumstances.

- 8.31.5 Where a witness appears at the hearing, before providing testimony, they shall first take an oath or affirm that they are telling the truth, in a manner directed by the Hearing Panel.
- 8.31.6 Where a witness appears at the hearing, the Hearing Panel may allow direct examination of that witness, cross-examination of that witness, and re-examination of that witness regarding the matters on which they were cross-examined.
- 8.31.7 Where a witness appears at the hearing but refuses or fails to answer questions put to them, the Hearing Panel may draw adverse inference against the party offering the witness (or against that party, if the witness is the party) from the witness' refusal or failure to answer.

8.32 BURDEN OF PROOF

- 8.32.1 Unless otherwise stated in the ITTF Handbook, the Claimant has the burden of proving that the Respondent committed the infringement(s) alleged in the claim.

8.33 STANDARD OF PROOF

- 8.33.1 Unless otherwise stated in the ITTF Handbook, the standard of proof on all questions to be determined by the Hearing Panel is to the comfortable satisfaction of the Hearing Panel. This standard of proof is higher than a mere balance of probability but lower than proving beyond a reasonable doubt.

8.34 SANCTIONS

- 8.34.1 If the Hearing Panel determines that an infringement of any article under the ITTF Constitution or any other rule or regulation of the ITTF Handbook or any Related Document has been committed, the Hearing Panel will impose the appropriate sanction(s) in accordance with R8.34.2, unless any specific sanction is provided set out in such rules or their associated documents for such infringement.
- 8.34.2 Taking into consideration the seriousness of the infringement, including the relevant aggravating factors in R8.34.3 and mitigating factors R8.34.4, the Hearing Panel has the power to impose any one or more of the following:
- 8.34.2.1 a censure, reprimand or warning as to future conduct;
 - 8.34.2.2 a fine of any amount;
 - 8.34.2.3 a compensation payment;
 - 8.34.2.4 to perform certain acts or refrain from performing certain acts;
 - 8.34.2.5 to participate or complete in any rehabilitation programme;
 - 8.34.2.6 a suspension or removal from office;
 - 8.34.2.7 a revocation of any award, title or other honour granted by ITTF;
 - 8.34.2.8 a disqualification of results and outcomes of such results, including a forfeiture of any related awards, titles, ranking points or prizes;
 - 8.34.2.9 a disqualification or expulsion from competitions or events; and,
 - 8.34.2.10 a period of ineligibility (which may be for life) from participating in any capacity in Table Tennis or in any activities organised, controlled, authorised, sanctioned, supported or recognised in any way by ITTF, any member association of ITTF or any other associated organisation of ITTF, other than permitted rehabilitation

programmes.

8.34.3 In relation to determining the seriousness of an infringement, the Hearing Panel shall consider relevant aggravating factors, including:

- 8.34.3.1 any record of previous infringement;
- 8.34.3.2 the holding of any leadership role within ITTF, any member association of ITTF or any other associated organisation of ITTF;
- 8.34.3.3 the vulnerability of a victim;
- 8.34.3.4 any substantial harm done or potentially done to the victim;
- 8.34.3.5 any substantial damage done or potentially done to the commercial value, integrity or reputation of ITTF, any member association of ITTF, any other associated organisation of ITTF or table tennis in general;
- 8.34.3.6 the failure to cooperate during investigations or the proceedings; and
- 8.34.3.7 the lack of remorse.

8.34.4 In relation to determining the seriousness of an infringement, the Hearing Panel shall consider relevant mitigating factors including:

- 8.34.4.1 the lack of any prior infringement;
- 8.34.4.2 the minor role played in the infringement;
- 8.34.4.3 the culpability of a victim;
- 8.34.4.4 no substantial harm was done or potentially done to the victim;
- 8.34.4.5 no substantial damage done or potentially done to the commercial value, integrity or reputation of ITTF, any member association of ITTF, any other associated organisation of ITTF and table tennis in general;
- 8.34.4.6 physical or mental illness of the infringing person;
- 8.34.4.7 prompt admission to the infringement;
- 8.34.4.8 any substantial cooperation that was provided during investigations or the proceedings; and
- 8.34.4.9 genuine remorse.

8.35 DECISION

8.35.1 After the parties complete their submissions and all Hearing Panel members have deliberated, the Hearing Panel shall make its decision unanimously or by majority. No Hearing Panel member may abstain in making the decision. In the absence of majority, the Hearing Panel Chair will have the casting vote.

8.35.2 The Hearing Panel shall issue a written decision, dated and signed by the Hearing Panel Chair, after the hearing and as soon as reasonably practicable.

8.35.3 The Hearing Panel may issue the operative part of its decision before providing the reasoning. In such case, the decision is enforceable immediately upon communicating the operative part to the parties.

8.35.4 Unless otherwise stated in the ITTF Handbook or ordered by the ITTF Tribunal, the ITTF may publish the decision (whether the operative part and/or the reasonings) on its website or through other means it deems appropriate, after the decision (the operative part or the reasonings, as applicable) has been communicated to the parties.

8.35.5 The decision shall be final and binding on all parties, and may not be challenged or appealed except as set out in R8.37. The parties irrevocably waive their right to any

other form of appeal or review by any court or judicial authority.

8.36 COSTS

8.36.1 The Hearing Panel may, at its sole discretion, order any party to the proceedings to pay some or all of the costs of the proceedings, including any one or more of the following:

8.36.1.1 the costs of holding the hearing; and

8.36.1.2 the legal fees, the accommodation costs, travel costs or such other expenses incurred as a result of the proceedings for

8.36.1.2.1 the fees of the Hearing Panel members, as approved by the ITTF Executive Board;

8.36.1.2.2 any party to the proceedings;

8.36.1.2.3 any witness; and

8.36.1.2.4 any independent expert.

8.36.2 Without limiting the Hearing Panel's discretion as stated in R8.36.1, the Hearing Panel may award costs against a party for advancing any claim that is frivolous, vexatious, or entirely without merit.

8.37 APPEALS

8.37.1 Subject to R8.37.2, the ITTF Tribunal's decision may be appealed to the Court of Arbitration for Sports ("**CAS**") by a party to the proceedings.

8.37.2 A preliminary or procedural ruling by Hearing Panel (or the ITTF Tribunal Chair, as applicable) may not be appealed, unless it amounts to a final resolution of the matter).

8.37.3 Appeals made pursuant to R8.37.1 shall

8.37.3.1 be filed no later than 21 days from the date of receiving the full decision by the appealing party;

8.37.3.2 have International Table Tennis Federation as the appellant or respondent to the appeal;

8.37.3.3 apply CAS' Code of Sports-related Arbitration (as published, modified and supplemented by CAS) and be governed by Swiss law; and

8.37.3.4 be conducted in English, unless otherwise agreed by the parties.

8.37.4 Unless ordered otherwise by CAS, the appealed decision remains in full force and effect pending the determination of the appeal.

8.37.5 The decision of CAS is final and binding on all parties.

8.38 TRANSITORY PROVISIONS

8.38.1 The term of office for the members of the inaugural ITTF Tribunal shall be two years or until an AGM or EGM appoints the members next ITTF Tribunal (whichever is earlier), and the members of the inaugural ITTF Tribunal shall be appointed by the ITTF Council.

Part IV: Mediation

Division 1 – General

8.39 GENERAL PRINCIPLES

8.39.1 Mediation is a flexible and informal process where the parties in dispute, guided by one or more impartial Mediator, negotiate in good faith to settle the whole or a part of the dispute in question. Such process involves one or more sessions aiming to:

8.39.1.1 identify the issues in dispute;

8.39.1.2 generate potential solutions;

8.39.1.3 facilitate open communication; and

8.39.1.4 establishing voluntary agreements.

8.39.2 In accordance with the principles of flexibility, informality, voluntariness, and good faith, the parties in dispute shall:

8.39.2.1 be entitled to vary any part of the Mediation procedure (except the provisions under Division 3 of this Part IV which are mandatory) as provided under these Mediation Provisions or apply any other procedure, subject to such parties' mutual agreement;

8.39.2.2 endeavour to settle the whole or a part of the dispute in question in good faith and voluntarily; and

8.39.2.3 uphold their confidentiality obligations under Article 8.47.

8.39.3 Mediation is available to resolve non-disciplinary disputes generally, provided that disciplinary-related disputes, such as those relating to any alleged breach of ITTF Code of Ethics, the ITTF Anti-Harassment Policy and Procedures, and the ITTF Electoral and Appointment Regulations, may be submitted for Mediation, subject to Article 8.41.

8.40 SCOPE OF APPLICATION

8.40.1 Without limiting Articles 8.39.3 and subject to these Mediation Provisions, Mediation is available where:

8.40.1.1 the parties in dispute are Table Tennis Parties;

8.40.1.2 where the ITTF Tribunal has jurisdiction to hear the dispute; and

8.40.1.3 where a valid Mediation Agreement provides for Mediation.

8.40.2 Without limiting Article 8.39.2.1, any Mediation shall be governed according to these Mediation Provisions.

8.41 DISCIPLINARY-RELATED DISPUTES

8.41.1 Any disciplinary-related dispute (wholly or partly) may be submitted for Mediation, provided that:

8.41.1.1 the parties in dispute mutually and expressly agrees in writing; and

8.41.1.2 the ITTF Head of Integrity expressly agrees in writing, taking into consideration the underlying nature of such dispute, the interest of Table Tennis Parties and the public generally, and such other appropriate circumstances.

8.41.2 Where the ITTF Head of Integrity agrees in accordance with Article 8.41.1.2, the ITTF Head of Integrity may impose any condition to the Mediation it deems appropriate,

such as it joining as a party to the disciplinary-related dispute.

8.42 FORM OF MEDIATION AGREEMENT

8.42.1 The Mediation Agreement may take the form of a clause in a contract (including any reference to any document containing a clause for Mediation) or in the form of a separate agreement.

8.42.2 The Mediation Agreement must be in writing and is deemed to be in writing if its content is recorded in any form, whether the Mediation Agreement has been concluded orally, by conduct, or by other means.

8.42.3 The parties in dispute may use the sample form Mediation Agreement provided under Schedule 1 of these Regulations.

Division 2 – Mediation Procedures

8.43 INITIATION AND COMMENCEMENT OF MEDIATION

8.43.1 Mediation may be initiated by request to the ITTF Tribunal upon:

8.43.1.1 a voluntary request by any Table Tennis party in a dispute; or

8.43.1.2 a referral by the Secretariat, the ITTF Head of Integrity, or the ITTF Tribunal Chair.

8.43.2 Upon receiving a request under Article 8.43.1, the ITTF Tribunal Chair shall:

8.43.2.1 notify the parties in dispute of the Mediators available for Mediation and the process of nominating the Mediator in accordance with Article 8.44.2;

8.43.2.2 request for any relevant information relating to the dispute, including the identity and contact information of the parties and their representatives, and a brief description of the dispute;

8.43.2.3 notify the parties in dispute of any applicable Mediation Cost and their payment deadline; and

8.43.2.4 take any other relevant steps they deem appropriate.

8.43.3 Mediation is deemed to commence on the day on which the relevant Mediation Agreement is validly completed and received by the ITTF Tribunal and the payment of any applicable Mediation Cost, whichever is later.

8.44 MEDIATORS AND APPOINTMENT

8.44.1 The ITTF Tribunal shall issue a list of approved Mediators available for Mediation in accordance with the Mediation Provisions.

8.44.2 Parties in dispute may mutually agree to nominate one or more Mediators within five days of receiving the ITTF Tribunal Chair notice under Article 8.43.2.1, failing which the ITTF Tribunal Chair will nominate such Mediator after consulting the parties in dispute.

8.44.3 The Mediator nominated under Article 8.44.2 shall duly complete their relevant parts of Mediation Agreement if they agree to be appointed as the Mediator for that dispute.

8.44.4 The appointed Mediator's role shall be to assist the parties in dispute in their negotiations, with the aspiration of settling the dispute submitted for Mediation by reaching a mutual agreement. In this regard, the appointed Mediator may assist such parties by:

8.44.4.1 identifying the issues; and

8.44.4.2 facilitate discussion of the issues.

8.44.5 If any appointed Mediator is no longer accepted by the parties in dispute, withdraws from the Mediation or is otherwise unable to fulfil their duties, the parties in dispute may seek to appoint another Mediator in accordance with Article 8.44.2, provided that they mutually agree to continue with Mediation.

8.44.6 Each appointed Mediator shall be impartial and independent of the parties in dispute during the Mediation and shall disclose any facts or circumstances which may reasonably conflict with their independence. Notwithstanding the foregoing, the parties in dispute may mutually agree in writing to authorise any appointed Mediator to continue their appointment after acknowledging the Mediator's aforementioned disclosure.

8.45 MEDIATION PROCESS

8.45.1 The Mediation process shall be conducted in the manner as mutually agreed amongst the parties in dispute and the Mediator and in the absence of such an agreement, the Mediator shall proceed as they deem appropriate, considering the circumstances of the dispute, the wishes of the parties in dispute, and such other relevant considerations.

8.45.2 Following the commencement of the Mediation, the Mediator shall:

8.45.2.1 hold an initial conference or otherwise communicate with the parties in dispute (collectively or separately) to discuss the manner in which the Mediation will proceed, including the timeline and key events in the Mediation;

8.45.2.2 call for and facilitate the exchange of information between the parties in dispute relevant for the Mediation, which may include a summary of their views and copies of material documents on which they rely;

8.45.2.3 arrange Mediation sessions where the parties in dispute may present their views and negotiate to attempt to settle the dispute, as facilitated by the Mediator; and

8.45.2.4 take such other steps as mutually agreed or otherwise deemed appropriate by the Mediator under Article 8.45.1.

8.46 PARTIES IN MEDIATION AND THIRD PARTIES

8.46.1 The parties in dispute may be assisted by duly authorised representatives during the Mediation.

8.46.2 The parties in dispute and the Mediator intending to invite any Other Participant to participate any part of the Mediation shall notify one another of any such Other Participant with the relevant information, such as their names and roles in the Mediation, and obtain one another's mutual agreement.

Division 3 – Mandatory Mediation Provisions

8.47 CONFIDENTIALITY

8.47.1 The Parties in the Mediation shall undertake to keep the Mediation and any document and information disclosed thereunder confidential from any third party and shall not disclose to any third party any such document and information, unless required by law to do so or mutually agreed.

8.47.2 No record (whether physical or non-physical) of the Mediation session may be made, except the personal notes of the Mediator or the parties in dispute.

8.47.3 Unless required by applicable law, no Party in the Mediation may compel the Mediator to disclose any document or information or testify regarding the Mediation in any arbitral or judicial proceeding.

8.48 STAY OF PROCEEDINGS

8.48.1 Where any party in dispute institutes any proceeding before the ITTF Tribunal, any arbitral body, or any court against any other party in dispute in respect of any issue in that dispute, any other party in that dispute may apply to the ITTF Tribunal, that arbitral body, and that court to stay the proceedings so far as the proceedings relate to that dispute under Mediation, in accordance with the applicable law.

8.48.2 In respect of the ITTF Tribunal, the Hearing Panel (and in cases prior to the formation of the Hearing Panel, the ITTF Tribunal Chair) hearing the application under Article 8.48.1 may make an order staying the proceeding so far as the proceeding relate to the dispute under Mediation and upon such terms as it deems fit, including making any interim or supplementary order for the purpose of preserving the rights of the parties in dispute.

8.49 TERMINATION OF MEDIATION

8.49.1 Any party in dispute or the Mediator may terminate the Mediation at any time.

8.49.2 Without limiting Article 8.49.1, the Mediation shall be terminated:

8.49.2.1 by the valid conclusion of the Settlement Agreement;

8.49.2.2 if the Mediator states in writing that any further effort at the Mediation is unlikely to result in the formation of a Settlement Agreement, such as if they reasonably determine that any Party in the Mediation has breached a material term of the Mediation Agreement;

8.49.2.3 by a written statement of any party in dispute to the effect that the Mediation is terminated; or

8.49.2.4 where any Mediation Cost remains unpaid within the time limit fixed under Article 8.53.

8.50 SETTLEMENT AGREEMENT

8.50.1 Where one or more issues in dispute is settled through the Mediation, the settled issues shall be recorded in a Settlement Agreement.

8.50.2 The Settlement Agreement shall:

8.50.2.1 be in writing and signed by all parties in dispute; and

8.50.2.2 contains at least the following information:

8.50.2.2.1 the name of each party in dispute;

8.50.2.2.2 the date on which the Settlement Agreement is made; and

8.50.2.2.3 the settlement terms reached by the parties in dispute through the Mediation.

8.50.3 The parties in dispute who have submitted any issue in dispute to Mediation and have reached a settlement in respect of such issue may use the sample form Settlement Agreement provided under Schedule 2 of these Regulations.

8.51 ENFORCEMENT OF SETTLEMENT AGREEMENT

8.51.1 Where a Settlement Agreement has been made through a Mediation, any party to that Settlement Agreement or the Mediator conducting the Mediation may apply to the ITTF Tribunal court to record that Settlement Agreement as a decision of the ITTF Tribunal within 21 days of the date of that Settlement Agreement.

8.51.2 The ITTF Tribunal may refuse to record a Settlement Agreement as a decision of the ITTF Tribunal if:

8.51.2.1 that Settlement Agreement is void or voidable due to incapacity, fraud, misrepresentation, duress, coercion, illegality, or any other ground for invalidating a contract;

8.51.2.2 the subject matter of that Settlement Agreement is not capable of settlement;

8.51.2.3 any term of that Settlement Agreement is not capable of enforcement as a decision of the ITTF Tribunal;

8.51.2.4 that Settlement Agreement is not final or binding according to its terms;

8.51.2.5 the terms of that Settlement Agreement are too incomprehensible to be capable of enforcement;

8.51.2.6 there was any serious breach of the standards applicable to the Mediator or the Mediation without which breach any party in that dispute would not have entered into that Settlement Agreement, such as a failure by the Mediator to disclose circumstances that raise justifiable doubts as to their impartiality or independence which had a material impact or undue influence on any such party; or

8.51.2.7 the recording of that Settlement Agreement as a decision of the ITTF Tribunal is contrary to public policy.

8.51.3 A Settlement Agreement that is recorded under this Article 8.51 as a decision of the ITTF Tribunal may be enforced in the same manner as a decision given or an order made by the ITTF Tribunal.

8.51.4 Any person to whom relief is sought pursuant to a decision of the ITTF Tribunal made under this Article 8.51 may apply to the Court of Arbitration for Sport within 21 of days on the date of enforcement to set aside that decision (wholly or partly) if they prove that decision ought not to have been made due to the unfulfillment of one or more grounds under Article 8.51.2.

8.52 FAILURE TO SETTLE

8.52.1 Where a dispute has not been resolved by the Mediation or if the Mediation was terminated before the valid conclusion of a Settlement Agreement, any party to that dispute may have recourse to proceedings before the ITTF Tribunal (or such other competent body), subject to their applicable law.

8.52.2 In the event of a failure to resolve a dispute by Mediation, the Mediator may not be appointed to the hearing panel of subsequent proceedings concerning the parties involved in the same dispute, unless mutually agreed by all such parties and that Mediator.

8.53 MEDIATION COSTS

8.53.1 The Mediation Costs shall be determined and published by the ITTF Tribunal from

time to time.

8.53.2 Unless otherwise agreed by the parties in dispute, the Mediation Costs shall be shared equally amongst them and they shall be jointly and severally liable for the payment of all the Mediation Costs.

8.54 UNADDRESSED MATTERS

8.54.1 Any matter not specifically provided for under these Mediation Provisions shall be decided by the Mediator (and in cases prior to the Appointment of the Mediator, the ITTF Tribunal Chair) in accordance with the principles of these Mediation Provisions.

Schedule 1 – Sample Mediation Agreement

Parties in dispute wishing to submit such dispute for Mediation pursuant to the Mediation Provisions may adopt the sample mediation agreement below and provide the specific details, in particular in lieu of [placeholders] and considering {comments}.

MEDIATION AGREEMENT

Date	{The month is recommended to be written in words rather than in digits due to avoid misinterpretation – e.g. 01 February 2023}	
I. PARTIES		
(1)	Name	
	Registration Number (if any)	
	Address	
	("Party A")	
(2)	Name	
	Registration Number (if any)	
	Address	
	("Party B")	
...	<i>[Insert any additional Parties]</i>	
II. BACKGROUND		
(A)	The parties identified above (each a "Party" and collectively, the "Parties") wish to settle the Dispute (as defined below) in good faith through Mediation.	
(B)	Therefore, the Parties agree to submit the Dispute for Mediation through the ITTF Tribunal on such terms as follows.	
III. KEY TERMS		
1.	Dispute	<i>{Describe the dispute(s) intended to be settled through Mediation clearly.}</i>
2.	Authorised Representatives	Party A
		Name:
		Designation:
		Email address:
		Party B
		Name:
Designation:		
		Email address:

		[Any additional Parties]
3.	Mediator(s)	Name: Email address: [Any additional Mediators]
4.	Other Participants	Participant 1 Name: Role: Mediator's Assistant Email address: {If communications are required} [Any additional Other Participants]
5.	Mode of Mediation	[In-person / virtual / hybrid]
6.	Date, Time, and Venue/Platform	Date: {The month is recommended to be written in words rather than in digits due to avoid misinterpretation – e.g. 01 February 2023} Time: {State time zone} Venue (if in-person): Platform (if virtual):
7.	Applicable Rules	The Mediation Provisions as provided under the ITTF Tribunal Regulations. {Alternatively, insert other mediation rules to be applied or describe variation(s) to Mediation Provisions.}
8.	Failure to Settle	If the Parties are unable to resolve the Dispute through Mediation during the period as set out above or otherwise mutually agreed, the Dispute shall be referred to and finally resolved by the ITTF Tribunal in accordance with the ITTF Tribunal Regulations. {This provision provides for any unresolved dispute to be heard by the ITTF Tribunal.}
IV. Other Terms		
9.	General Principles	The Parties acknowledge and agree that the general principles of flexibility, informality, voluntariness, and good faith (as stated under Article 8.39 of the ITTF Tribunal Regulations) shall apply to the present Mediation.
10.	Confidentiality	The Parties, the Mediator(s), and any Other Participant(s) further agree to comply with their confidentiality obligations (as stated under Article 8.47 of the ITTF Tribunal Regulations).

11.	Stay of Proceedings	The Parties agree that if any proceeding has been commenced against any Party before the ITTF Tribunal, any arbitral body, or any court in respect of any issue in the Dispute, such proceeding may be stayed so far as it is being submitted to the present Mediation, upon application to the ITTF Tribunal, that arbitral body, and that court, subject to the applicable law (and in the case of the ITTF Tribunal, Article 8.48.2 on the preservation of rights of the Parties).
12.	Communications	Any communication relating to the present Mediation may be directed to their respective Authorised Representatives, the Mediator(s), and any Other Participant(s) (if applicable) identified above.
13.	Authority	The Parties agree and warrant that they have duly appointed their respective Authorised Representatives to participate in the present Mediation and each of whom has full capacity and authority to take any action arising thereunder on their behalf (including discontinuing or settling the Mediation, submitting documents on their behalf, and receiving communications on their behalf).
14.	Independence	The Mediator(s) agree that they have complied with their obligations of independence (as stated under Article 8.44 of the ITTF Tribunal Regulations).
15.	Definitions and Interpretation	<p>Capitalised terms under this Mediation Agreement have the meanings as detailed in the respective paragraphs herein and shall otherwise have the definitions given to them under the ITTF Tribunal Regulations.</p> <p><i>{For example, “Authorised Representatives” are identified under paragraph 2 above and “Mediation Provisions” are defined under Article 8.1 of the ITTF Tribunal Regulations. However, if the Parties wish to apply mediation rules different from the Mediation Provisions, Parties should consider substituting “ITTF Tribunal Regulations” with applied mediation rules.}</i></p>

V. Acceptance

This Mediation Agreement is signed and accepted on the date stated at the top by:

Party A

[Name]

[Designation]

Party B

[Name]

[Designation]

8: ITTF Tribunal Regulations

[Insert any additional Parties]	
Mediator	<hr/> [Name]
[Insert any additional Mediators]	
Other Participant	<hr/> [Name] [Role]
[Insert any additional Other Participants]	

Schedule 2 – Sample Settlement Agreement

Parties in dispute who have submitted any issue in dispute to Mediation wishing to record the settlement terms reached in respect of any such issue in dispute pursuant to the Mediation Provisions may adopt the sample settlement agreement below and provide the specific details, in particular in lieu of [placeholders] and considering {comments}.

SETTLEMENT AGREEMENT

Case No.	[Insert any case reference number]	
Date	{The month is recommended to be written in words rather than in digits due to avoid misinterpretation – e.g. 01 February 2023}	
I. PARTIES		
(1)	Name	
	Registration Number (if any)	
	Address	
		“Party A”
(2)	Name	
	Registration Number (if any)	
	Address	
		“Party B”
...		[Insert any additional Parties]
II. BACKGROUND		
(A)	The parties identified above (each a “Party” and collectively, the “Parties”) wish to settle the Dispute (as defined below) in good faith through Mediation.	
(B)	Follow one or more Mediation session, the Parties voluntarily agree to fully and finally settle the Dispute on such terms as follows.	
III. KEY TERMS		
1.	Dispute	{Describe clearly the dispute(s) that went through Mediation.}
2.	Settlement Terms	By voluntary agreement and in full and final settlement of claims (and any counterclaims) of the Dispute, the Parties hereby agree as follows: {Describe the settlement terms clearly.}
3.	Failure to Settle	If the Parties are unable to resolve the Dispute through

		<p>Mediation within the agreed period of [number of days], the Dispute shall be referred to and finally resolved by the ITTF Tribunal in accordance with the ITTF Tribunal Regulations.</p> <p><i>{This provision provides for any unresolved dispute to be heard by the ITTF Tribunal.}</i></p>
IV. Other Terms		
4.	Confidentiality	The Parties shall comply with their confidentiality obligations (as stated under Article 8.47 of the ITTF Tribunal Regulations).
5.	Enforcement	The Parties understand and agree to comply with this Settlement Agreement and that this Settlement Agreement may be recorded and enforced as a decision of the ITTF Tribunal in accordance with Article 8.51 of the ITTF Tribunal Regulations.
6.	Definitions and Interpretation	<p>Capitalised terms under this Settlement Agreement have the meanings as detailed in the respective paragraphs herein and shall otherwise have the definitions given to them under the ITTF Tribunal Regulations.</p> <p><i>{For example, "Dispute" is identified under paragraph 1 above and "Settlement Agreement" are defined under Article 8.1 of the ITTF Tribunal Regulations. However, if the Parties wish to apply mediation rules different from the Mediation Provisions, Parties should consider substituting "ITTF Tribunal Regulations" with applied mediation rules.}</i></p>
V. Acceptance		
This Settlement Agreement is signed and accepted on the date stated at the top by:		
Party A		<p>_____</p> <p>[Name] [Designation]</p>
Party B		<p>_____</p> <p>[Name] [Designation]</p>
[Insert any additional Parties]		

9 ITTF INTEGRITY REGULATIONS

Part I: Preliminary

9.1 CITATION AND COMMENCEMENT

9.1.1 These Regulations may be cited as the ITTF Integrity Regulations and shall come into operation on 05 December 2022.

9.2 DEFINITIONS

9.2.1 The capitalised terms used in these Regulations are as defined in the ITTF Handbook or as follows, unless the context otherwise requires:

9.2.1.1 “**AGM**” means an annual general meeting of ITTF.

9.2.1.2 “**Alleged Person**” means the person or party who is suspected to have committed a violation of the Applicable Rules.

9.2.1.3 “**Applicable Rules**” has the meaning given to it in R9.4.2.

9.2.1.4 “**Appropriate Person**” has the meaning given to it in R9.24.1.

9.2.1.5 “**CAS**” means the Court of Arbitration for Sport.

9.2.1.6 “**EGM**” means an extraordinary general meeting of ITTF.

9.2.1.7 “**Independent Member**” means a member of the Integrity Board that meets the Independence Requirements and has voting rights.

9.2.1.8 “**Independence Requirements**” has the meaning given to it in R9.6.1.

9.2.1.9 “**Investigation Notice**” means a written demand to a Table Tennis Party for information relating to any potential breach of any Applicable Rule, as further described in R9.17.6.

9.2.1.10 “**ITTF Handbook**” means the ITTF Handbook as published and amended from time to time.

9.2.1.11 “**ITTF Integrity Board**” means the supervising body of the ITTF Integrity Unit, consisting of the ITTF Integrity Board Members.

9.2.1.12 “**ITTF Integrity Board Members**” means the individuals listed at R9.5.2 in these Regulations, who make up the composition of the ITTF Integrity Board.

9.2.1.13 “**ITTF Integrity Officer**” means an employee(s) assigned to be part of the ITTF Integrity Unit, working under the instruction of the ITTF Head of Integrity, and any external specialist person or entity engaged by the ITTF Head of Integrity to perform a specific function for the ITTF Integrity Unit.

9.2.1.14 “**ITTF Tribunal**” means the highest judicial body within ITTF to hear and decide cases at first instance or as an appellate body as set out in the ITTF Tribunal Regulations.

9.2.1.15 “**Prima Facie Case**” means any case of any breach of any Applicable Rule that the ITTF Head of Integrity considers sufficient to warrant investigation.

9.2.1.16 “**Qualified Majority**” means two-thirds majority of persons taking part in the vote, not counting abstentions.

- 9.2.1.17 “**Referral**” means a referral to an Appropriate Person to deal with a minor violation of any Applicable Rule, as further described in R9.24.1.
- 9.2.1.18 “**Regulations**” means these ITTF Integrity Regulations.
- 9.2.1.19 “**Report**” means a report made regarding any alleged breach of any Applicable Rule, as further described in R9.15.1.
- 9.2.1.20 “**Simple Majority**” means majority (more than 50%) of persons taking part in the vote, not counting abstentions.
- 9.2.1.21 “**Table Tennis Parties**” means the parties listed at R9.4.1 in these Regulations. Where reference is made to any one of the parties mentioned in R9.4.1 below, the said party may be referred to as “**Table Tennis Party**”.

9.3 INTERPRETATION

- 9.3.1 These Regulations are adopted pursuant to the ITTF Handbook and shall be interpreted in a manner that is consistent with applicable provisions of the ITTF Handbook. In case of any conflict, the ITTF Constitution prevail over these Regulations.
- 9.3.2 The headings and sub-headings in these Regulations are for convenience only and shall not be deemed to be part of the substance of these Regulations or to affect in any way the language of the provisions to which they refer.
- 9.3.3 Words used regardless of the number and gender specifically used, shall be deemed and construed to include any other number, singular or plural, and any other gender, masculine, feminine or neuter, as the context requires.
- 9.3.4 Any words following the terms “including”, “include”, “in particular”, “such as” or any similar expression shall be construed as illustrative and shall not limit the sense of the words, description, definition, phrase, or term preceding those terms.
- 9.3.5 If any provision of these Regulations is held to be invalid, unenforceable or illegal for any reason, it shall be deemed to be deleted and the remainder of these Regulations shall otherwise remain in full force and effect.
- 9.3.6 For the avoidance of doubt, these Regulations will not replace or in any way affect or alter ITTF’s ability to pursue appropriate disciplinary action against ITTF employees, directors, consultant or such other staff (“**Staff**”) under the terms of any employment or consultancy contract with any ITTF Staff and/or pursuant to any of ITTF’s employment rules or policies in force from time to time. Where conduct prohibited under the Applicable Rules and/or the ITTF Handbook also amounts to a breach of the terms of an ITTF Staff’s employment or consultancy agreement with ITTF, ITTF (including the ITTF Integrity Unit with respect to ITTF Integrity Officers) will be entitled, at its absolute discretion, to elect to pursue disciplinary action against such Staff pursuant to the applicable employment or consultancy contract, and there is no requirement for any action to be taken under these Regulations.

- 9.3.7 Alleged Persons may also be subject to other rules that govern discipline or conduct and that the same conduct of such persons may constitute not only a violation of the Applicable Rules but also such other rules that may apply. For the avoidance of doubt:
- 9.3.7.1 These Regulations and the Applicable Rules are not intended to limit the responsibilities of any person under such other rules; and
- 9.3.7.2 Nothing in such other rules will be capable of removing, superseding or amending in any way the jurisdiction of the ITTF Tribunal to determine matters properly arising pursuant to these Regulations and the Applicable Rules.

9.4 APPLICATION OF THESE REGULATIONS

- 9.4.1 These Regulations shall apply to the following Table Tennis Parties (see ITTF Code of Ethics Preamble and Scope of Application):
- 9.4.1.1 the ITTF, its administration, each of its members (Member Associations), affiliated organisations (Continental Federations and other groups of associations), World Table Tennis, and their officials, decision-making bodies, honorary members, officers, employees, services providers, delegated third parties and their employees, players, players' entourages and such other persons involved in their operations at all times and in all circumstances;
- 9.4.1.2 all participants in ITTF Sanctioned Events;
- 9.4.1.3 all members and their officials taking part in any type of candidature procedures of the ITTF, throughout the procedure in question;
- 9.4.1.4 the Organising Committees for the ITTF events and their officials, throughout the existence of each such Committee; and
- 9.4.1.5 any other persons who agree to be bound by the ITTF Handbook or these Regulations.
- 9.4.2 The ITTF Integrity Unit shall have the duties, powers, and authority as set out in these Regulations to investigate and prosecute alleged violations of:
- 9.4.2.1 the rules and regulations under the ITTF Handbook, including the ITTF Constitution, the ITTF Anti-Doping Rules, ITTF Code of Ethics, the Anti-Harassment Policy and Procedures, the ITTF Electoral and Appointment Regulations; and
- 9.4.2.2 any such other rules and regulations relating to sport integrity connected to ITTF that any person agree to be bound by (collectively, the "**Applicable Rules**").

Part II: Organisation of the ITTF Integrity Unit

9.5 THE ITTF INTEGRITY BOARD

- 9.5.1 The ITTF Integrity Board shall be the supervising body of the ITTF Integrity Unit and will be responsible for governing the ITTF Integrity Unit and ensuring that it carries out its roles and responsibilities in accordance with

- the ITTF Handbook and these Regulations.
- 9.5.2 The ITTF Integrity Board shall comprise of:
- 9.5.2.1 A maximum of five Independent Members, one of them being the ITTF Integrity Board Chair;
- 9.5.2.2 one ITTF Executive Board member (as determined by the ITTF Executive Board) to be a non-voting member of the ITTF Integrity Board; and
- 9.5.2.3 the ITTF Head of Integrity ex officio who will also be a non-voting member of the ITTF Integrity Board. If at any point, the position of ITTF Head of Integrity is vacant, their position on the ITTF Integrity Board will also be vacant.
- 9.5.3 The ITTF Integrity Board shall report directly to the AGM annually or as requested by the AGM or EGM.
- 9.5.4 The ITTF Integrity Board's powers include the following:
- 9.5.4.1 approve and review any strategic plan, where implemented, for the ITTF Integrity Unit and regularly monitor progress against such strategic plan;
- 9.5.4.2 approve and amend policies and procedures for the operation of the ITTF Integrity Unit, in particular to ensure that it is operationally independent from the ITTF (provided that such policies and procedures are not inconsistent with the ITTF Constitution or ITTF Handbook);
- 9.5.4.3 appoint (including all terms and conditions of such appointment) and monitor the performance of the ITTF Head of Integrity and if necessary, terminate such appointment;
- 9.5.4.4 approve decisions of the ITTF Head of Integrity, including:
- 9.5.4.4.1 whether the ITTF Integrity Unit (in the name of ITTF) should bring proceedings for violations of the Applicable Rules;
- 9.5.4.4.2 whether the ITTF Integrity Unit (in the name of ITTF) should agree to the outcome of any proceedings with an Alleged Person or Respondent without reference to the ITTF Tribunal;
- 9.5.4.4.3 whether the ITTF Integrity Unit (in the name of ITTF) should appeal decisions of the ITTF Tribunal; and
- 9.5.4.4.4 whether the ITTF Integrity Unit (in the name of ITTF) should participate in any appeal or other proceeding before the CAS or any other forum to which ITTF is not a party;
- 9.5.4.5 identify and manage the risks arising in relation to the ITTF Integrity Unit and these Regulations;
- 9.5.4.6 approve and amend policies and procedures for the making of other decisions permitted or required of the ITTF Head of Integrity under these Regulations or the ITTF Handbook;
- 9.5.4.7 if requested by the ITTF Head of Integrity, make decisions permitted or required of the ITTF Head of Integrity as set out in the ITTF Handbook or these Regulations;
- 9.5.4.8 consider applications submitted by the ITTF Head of Integrity for a provisional suspension of an Alleged Person pending determination of the charge(s) and issue such provisional suspension if appropriate;
- 9.5.4.9 supervise the control of expenditure and prudently use the funding allocated

- to the ITTF Integrity Unit;
- 9.5.4.10 establish policies and procedures containing delegations or authority and limits of authority for the ITTF Head of Integrity and the ITTF Integrity Officers to ensure the necessary control of funds and expenditure of the ITTF Integrity Unit;
- 9.5.4.11 approve major transactions relating to the ITTF Integrity Unit in accordance with the limitations and applicable policies;
- 9.5.4.12 engage, contract or otherwise agree to obtain the assistance or advice of any person or organization to assist in carrying out the ITTF Integrity Unit's mandate;
- 9.5.4.13 consider and recommend to the ITTF Executive Board any amendments to the ITTF Handbook and these Regulations that are relevant to the mandate of the ITTF Integrity Unit and to uphold and maintain integrity within and outside of ITTF;
- 9.5.4.14 report to the AGM, EGM, or the ITTF Executive Board (as applicable) in accordance with the ITTF Handbook and these Regulations;
- 9.5.4.15 to do all things necessary to fulfil the mandate of the ITTF Integrity Unit as set out in Article 1.5.5 of the ITTF Constitution.
- 9.5.5 An Independent Member may be suspended or removed from office:
 - 9.5.5.1 by the ITTF Integrity Board Chair if:
 - 9.5.5.1.1 that member is found to be not eligible under these Regulations;
 - 9.5.5.1.2 that member is found to have been in serious breach of the ITTF Handbook, these Regulations, or any other ITTF regulations, including the ITTF Code of Ethics; or
 - 9.5.5.1.3 that member is unable or unwilling to perform their duties as an ITTF Integrity Board member, has neglected their duties, or has engaged in any material misconduct;
 - 9.5.5.2 by the AGM or EGM, if:
 - 9.5.5.2.1 the person to be removed under R9.5.5 is the ITTF Tribunal Chair; or
 - 9.5.5.2.2 the AGM or EGM considers that the ITTF Tribunal Chair's decision made pursuant to R9.5.5.1 should be reviewed.
- 9.5.6 Before an Independent Member is removed, that member shall be given reasonable written notice of the proposal by the ITTF Integrity Board Chair, the AGM or EGM (as applicable) to remove them as an ITTF Integrity Board member, the basis for such proposal and the relevant facts supporting such proposal. That member may respond to that proposal within 14 days of being notified in writing of the proposal and that member's response must be taken into account by such decision maker.
- 9.5.7 If an Independent Member resigns, dies, or is removed from office, the position shall either:
 - 9.5.7.1 remain vacant until the next AGM or EGM; or
 - 9.5.7.2 if the ITTF Integrity Board Chair considers it necessary, the ITTF Council may appoint a replacement member to fill the vacancy on the ITTF Integrity Board until the next AGM or EGM.

9.6 ITTF INTEGRITY BOARD CHAIR AND INDEPENDENT ITTF INTEGRITY BOARD MEMBERS

- 9.6.1 No ITTF Integrity Board Chair or Independent Member themselves and their immediate family members may, during their term of office as ITTF Integrity Board member and for four years prior to their initial appointment to office (collectively, the “Independence Requirements”):
- 9.6.1.1 hold any official function in ITTF, a member association of ITTF or an associated organisation of ITTF; and
 - 9.6.1.2 have any material business relationship with ITTF, a member association of ITTF or an associated organisation of ITTF,
- 9.6.2 Before assuming office, the ITTF Integrity Board Members shall first take an oath, an affirmation or otherwise make an undertaking that they will discharge their duties independently and impartially.
- 9.6.3 The term of office of the Independent Members shall be four years and each Independent Member may be appointed by the ITTF Council for a maximum of twelve consecutive years. This will not apply to the ITTF Head of Integrity, however, who will remain a member of the ITTF Integrity Board throughout.
- 9.6.4 The ITTF Integrity Board Chair must:
- 9.6.4.1 be fluent in English; and
 - 9.6.4.2 have at least ten years of professional legal experience in sport and demonstrates substantial experience in sport governance, anti-doping, anti-match-manipulation, athlete safeguarding, anti-harassment or such other relevant areas in sport integrity.
- 9.6.5 The ITTF Integrity Board Chair shall be responsible for matters including:
- 9.6.5.1 to lead and represent the ITTF Integrity Board in official matters within and outside of ITTF, together with the ITTF Head of Integrity, in accordance with the policies decided by the ITTF Integrity Board;
 - 9.6.5.2 To promote the ITTF Integrity Unit and liaise and co-operate with other sports organisations, public and private organisations and authorities and other stakeholders, including the media;
 - 9.6.5.3 To chair meetings of the ITTF Integrity Board and lead the work of the ITTF Integrity Board, including ensuring it implements good governance practices, functions effectively, acts within its powers and meets its obligations and responsibilities;
 - 9.6.5.4 To support, monitor and liaise with and to form a strong collaborative working relationship with the ITTF Head of Integrity;
 - 9.6.5.5 To authorise transactions and sign documentation binding the ITTF only (a) together with at least one other member of the ITTF Integrity Board; and (b) in accordance with decisions, policies and procedures decided by the ITTF Integrity Board, or as otherwise specified in these Regulations; and
 - 9.6.5.6 To suspend or remove of any other Independent Member pursuant to R9.5.5.1.
- 9.6.6 The Independent Members of the ITTF Integrity Board are required at all times to:
- 9.6.6.1 act at all times in good faith and in the best interest of the ITTF Integrity

Unit;

- 9.6.6.2 exercise the powers of the ITTF Integrity Board for proper purposes;
- 9.6.6.3 act and ensure that the ITTF Integrity Board acts in accordance with the ITTF Handbook, the Applicable Rules and these Regulations;
- 9.6.6.4 make reasonable efforts to attend and actively participate in all ITTF Integrity Board meetings;
- 9.6.6.5 maintain a reputation for high standards of business conduct;
- 9.6.6.6 exercise the care, diligence and skill that any reasonable ITTF Integrity Board member would exercise in the same circumstances;
- 9.6.6.7 comply and do not publicly disagree with the ITTF Integrity Board's decisions, even if the Independent Member privately does not agree with them;
- 9.6.6.8 act and operate independently from the other organs of the ITTF, unless specified in these Regulations;
- 9.6.6.9 not agree to the ITTF Integrity Unit incurring any obligations unless they reasonably believe at that time that the ITTF Integrity Unit will be able to perform the obligations when it is required to do so;
- 9.6.6.10 except for the ITTF Integrity Board Chair, not speak or make statements publicly on behalf of the ITTF Integrity Board unless authorised to do so by the ITTF Integrity Board Chair or in accordance with delegated authority in writing from the ITTF Integrity Board;
- 9.6.6.11 disclose to the ITTF Integrity Board the nature and extent of any interest they may have in a transaction or proposed transaction of the ITTF Integrity Board as soon as they become aware of such interest or such transaction; and
- 9.6.6.12 participate in the annual review of the ITTF Integrity Board's performance in the manner decided by the ITTF Integrity Board.

9.7 THE ITTF HEAD OF INTEGRITY AND ITTF INTEGRITY OFFICER(S)

- 9.7.1 The ITTF Head of Integrity shall be required to meet the Independence Requirements. The ITTF Head of Integrity is accountable to the ITTF Integrity Board alone.
- 9.7.2 The ITTF Head of Integrity shall lead and carry out the responsibilities of the ITTF Integrity Unit, as specified in Article 1.5.5.1 of the ITTF Constitution, and within such limitations and delegated authority as may be established by the ITTF Integrity Board.
- 9.7.3 The ITTF Head of Integrity shall be responsible for:
 - 9.7.3.1 Developing any ITTF Integrity Unit's strategic plan for the approval of the ITTF Integrity Board;
 - 9.7.3.2 Regularly reporting to the ITTF Integrity Board on progress against such plans;
 - 9.7.3.3 Defining and monitoring delegations of the authority of the ITTF Head of Integrity to the ITTF Integrity Officers;
 - 9.7.3.4 Controlling expenditure and allocating funding prudently in accordance with the approved budget;

- 9.7.3.5 Subject to the prior approval of the ITTF Integrity Board in accordance with R9.5.4.4, making decisions to:
 - 9.7.3.5.1 whether the ITTF Integrity Unit (in the name of ITTF) should bring proceedings for violations of the Applicable Rules;
 - 9.7.3.5.2 whether the ITTF Integrity Unit (in the name of ITTF) should agree to the outcome of any proceedings with the Alleged Person or Respondent without reference to the ITTF Tribunal;
 - 9.7.3.5.3 whether the ITTF Integrity Unit (in the name of ITTF) should appeal decisions of the ITTF Tribunal; and
 - 9.7.3.5.4 whether the ITTF Integrity Unit (in the name of ITTF) should participate in any appeal or other proceeding before the CAS or any other forum to which ITTF is not a party.
- 9.7.3.6 subject to any policies and procedures that may be adopted by the ITTF Integrity Board from time to time, making other decisions permitted or required by the ITTF Head of Integrity as set out in these Regulations or in the ITTF Handbook, including:
 - 9.7.3.6.1 Conducting investigations in accordance with these Regulations;
 - 9.7.3.6.2 Imposing a provisional suspension pending determination of the charge(s); and
 - 9.7.3.6.3 Issuing Investigation Notices in accordance with R9.17.6 of these Regulations;
 - 9.7.3.7 Refer any dispute for Mediation as defined in and in accordance with the ITTF Tribunal Regulations;
 - 9.7.3.8 Consider and for Mediation as defined in and in accordance with the ITTF Tribunal Regulations;
- 9.7.3.9 Reporting to the ITTF Integrity Board on all decisions made by the ITTF Head of Integrity in relation to R9.7.3.6, in such manner as the ITTF Integrity Board may require, and by no later than the time of its next meeting;
- 9.7.3.10 Requesting the ITTF Integrity Board to make any decision permitted or required of the ITTF Head of Integrity, whenever the ITTF Head of Integrity considers it necessary or appropriate for the ITTF Integrity Board to do so;
- 9.7.3.11 Convening ITTF Integrity Unit meetings, as and when necessary;
- 9.7.3.12 Managing the caseload of the ITTF Integrity Unit and assign (or reassign) cases to any ITTF Integrity Officer, according to their specific expertise and/or experience;
- 9.7.3.13 Engaging and/or monitoring the performance and conduct of the ITTF Integrity Officer(s) and investigate (or assist in the investigation of) complaints made against them, in accordance with the ITTF Handbook;
- 9.7.3.14 Working with the ITTF Integrity Officer(s) on all matters relevant and necessary for the operations of the ITTF Integrity Unit;
- 9.7.3.15 Supporting the ITTF Integrity Board Chair in engaging with external stakeholders of the ITTF;
- 9.7.3.16 Developing systems, policies and procedures for the effective functioning of the ITTF Integrity Unit;
- 9.7.3.17 Developing, reviewing and assessing new programmes, projects and

innovations for the improvement of the ITTF Integrity Unit's performance, for approval by the ITTF Integrity Unit Board;

- 9.7.3.18 Supervising and approving all reporting to external bodies as necessary; and
- 9.7.3.19 Ensuring compliance by the ITTF Integrity Unit with all applicable laws, the ITTF Handbook, and these Regulations.
- 9.7.4 The ITTF Head of Integrity shall be assisted by other ITTF Integrity Officer(s), pursuant to Article 1.5.5.2 of the ITTF Constitution, and the ITTF Head of Integrity may delegate to any of the ITTF Integrity Officer any powers and authority that the may be vested in the ITTF Head of Integrity.
- 9.7.5 If the ITTF Head of Integrity office is vacant, the ITTF Integrity Board shall appoint an ITTF Integrity Officer or an ITTF Integrity Board Member to temporarily assume that office until a new ITTF Head of Integrity is appointed.
- 9.7.5.1 No provision of these Regulations or the ITTF Handbook shall be prejudiced by the vacancy of the ITTF Head of Integrity office.

9.8 MEETINGS OF THE ITTF INTEGRITY BOARD

- 9.8.1 The ITTF Integrity Board shall meet quarterly and each ITTF Integrity Board meeting shall be convened by the ITTF Integrity Board Chair.
- 9.8.2 The ITTF Integrity Board Chair shall set the agenda of the ITTF Integrity Board meetings, taking into consideration any proposal regarding the agenda made by other ITTF Integrity Board Members.
- 9.8.3 The agenda of the ITTF Integrity Board meetings shall be communicated to the ITTF Integrity Board Members prior to the ITTF Integrity Board meeting in a timely manner and whenever possible, at least 7 days before the date of the ITTF Integrity Board meeting.
- 9.8.4 If an integrity matter arises between the ITTF Integrity Board meetings, the ITTF Head of Integrity will inform the ITTF Integrity Board Chair and the latter will determine its urgency and the need to call for an extraordinary meeting of the ITTF Integrity Board, or whether it can be decided during the next scheduled meeting.
- 9.8.5 The ITTF Integrity Board meeting may be conducted remotely through, without limitation, telephone, videoconference, or any other generally acceptable electronic communication means, if requested by any ITTF Integrity Board Member. At least once a year, a meeting will be conducted in person.

9.9 QUORUM AND MEETINGS OF THE ITTF INTEGRITY BOARD

- 9.9.1 The quorum for meetings of the ITTF Integrity Board shall be three (3), at least two of which being Independent Members.

- 9.9.2 If any ITTF Integrity Board meeting takes place without meeting the quorum, any resolution proposed shall be:
- 9.9.2.1 communicated to the ITTF Integrity Board Members within seven days of the date of the ITTF Integrity Board meeting; and
 - 9.9.2.2 be voted on by the ITTF Integrity Board Members within a period specified by the ITTF Integrity Board Chair.
- 9.9.3 If the total number of votes during the ITTF Integrity Board meeting and pursuant to R9.9.2 exceed the number required to form a quorum, the vote cast according to R9.9.2 will be deemed as having been validly cast at the ITTF Integrity Board meeting.

9.10 VOTING AND RESOLUTIONS

- 9.10.1 Decisions are passed by the ITTF Integrity Board when a Simple Majority of the board members vote in favour.
- 9.10.2 The use of electronic mail and other generally acceptable electronic communication means is permissible for the purposes of passing a resolution by correspondence.

9.11 MINUTES OF ITTF INTEGRITY BOARD MEETINGS

- 9.11.1 The ITTF Integrity Board shall keep minutes of its deliberations and resolutions at each ITTF Integrity Board meeting. The ITTF Integrity Unit shall be responsible for taking the minutes during each meeting.
- 9.11.2 The minutes shall contain:
- 9.11.2.1 the names and designations of persons attending;
 - 9.11.2.2 a summary of the deliberations;
 - 9.11.2.3 the proposed resolutions;
 - 9.11.2.4 the result of resolutions with the number of votes; and
 - 9.11.2.5 the declarations requested by any ITTF Integrity Board Member requests to be recorded.
- 9.11.3 The draft of the minutes shall be promptly communicated to the ITTF Integrity Board Members for their review and the approved minutes must be signed by the ITTF Integrity Board Chair.

9.12 INDEMNITY

- 9.12.1 No ITTF Integrity Board Member will be personally liable for any act or omission when carrying out their duties and exercising their powers or authorities in good faith.

9.13 EXPENSES

- 9.13.1 Where applicable, the ITTF Integrity Board Members will receive compensation and reimbursement for expenses incurred on matters of the ITTF and such payments shall not be deemed to compromise their independence and impartiality.

9.14 CONFIDENTIALITY

- 9.14.1 Unless otherwise set out in these Regulations, the ITTF Integrity Board's affairs are confidential.
- 9.14.2 The ITTF Integrity Board Members shall ensure that information disclosed to them during the course of their duties remains confidential and disclosures to any third party may be deemed as breach of confidentiality.

Part III: Procedures of the ITTF Integrity Unit

9.15 REPORTING OBLIGATION, GATHERING AND SHARING INTELLIGENCE

- 9.15.1 All Table Tennis Parties have an obligation to report, as soon as practicable, any act, thing or information which the person becomes aware of, which may constitute (on its own or with other information) a violation of any Applicable Rule, including any approach or request to engage in conduct that may constitute a violation of the Applicable Rules ("**Report**").
- 9.15.2 Any such information shall be reported to the ITTF Head of Integrity or to the ITTF Integrity Unit in the manner deemed appropriate by the ITTF Head of Integrity.
- 9.15.3 If the ITTF Head of Integrity considers it appropriate to do so, the party filing a Report may be asked to provide further information in respect of the Report and the ITTF Integrity Unit may make other enquiries into the matters set out in the Report.
- 9.15.4 In addition to receiving Reports in accordance to R9.15.1 above, the ITTF Integrity Unit may put in place mechanisms to gather intelligence that may assist in assessing the compliance (or otherwise) of Table Tennis Parties with the Applicable Rules from all available sources, including law enforcement, other regulatory and disciplinary bodies, investigative journalists, members of the public, and third parties. In particular, the ITTF Integrity Unit may facilitate anonymous reporting by third parties where it considers appropriate and possible to do so.
- 9.15.5 The ITTF Integrity Unit may share intelligence that it holds about any Table Tennis Party with other appropriate authorities, including law enforcement and other regulatory and disciplinary bodies, where the ITTF Integrity Unit consider that such sharing is necessary in order to:
 - 9.15.5.1 Effectively carry out an investigation or prosecution under these Regulations or to administer or enforce any matter falling under these Regulations;
 - 9.15.5.2 Protect the integrity of the ITTF, the Table Tennis Parties, or the sport of Table Tennis, generally;
 - 9.15.5.3 Prevent or detect crime or other offences or preserve the health or well-being of any person; or
 - 9.15.5.4 Fulfil any legal obligation of the ITTF or the ITTF Integrity Unit, including the obligation to demonstrate the ITTF Integrity Unit's compliance with the ITTF

Handbook.

- 9.15.6 Any intelligence shared by the ITTF Integrity Unit shall be done so in accordance with applicable data protection laws and/or regulations.

9.16 PRIMA FACIE CASE

- 9.16.1 The ITTF Head of Integrity shall first assess whether the Report relates to a likely breach of the Applicable Rules. They may appoint one or more persons to act on its behalf for this purpose.

- 9.16.2 If, upon review, the ITTF Head of Integrity considers the Report to be frivolous, vexatious, malicious, or otherwise an abuse of process, they may decide to take no further action. The ITTF Head of Integrity may take action against a malicious, frivolous, vexatious Report, if they consider that the filing is in of itself a violation of the ITTF Handbook.

- 9.16.3 If, upon review, the ITTF Head of Integrity considers the Report or a particular violation to be a minor violation, they may make a Referral pursuant to Rule R9.24.

- 9.16.4 If the Head of the Integrity Unit considers it appropriate to do so, they may ask any person filing a Report to provide further information or may make other enquiries before a decision is taken as to whether a Prima Facie Case is established.

- 9.16.5 If the evidence submitted with, or subsequent to, any Report is considered by the ITTF Head of Integrity to establish a Prima Facie Case, the ITTF Head of Integrity will cause an investigation to be commenced, unless in their view and in consultation with the Integrity Unit Board, there is a good reason not to cause an investigation to be commenced either immediately or at all.

- 9.16.6 In addition to information provided in a Report, the ITTF Head of Integrity may consider information that has come to their attention by whatever means to establish whether there is a Prima Facie Case, and in such circumstances, they shall initiate an investigation against the Alleged Person in accordance with these Regulations.

- 9.16.7 If the ITTF Head of Integrity determines that no Prima Facie Case is established, the ITTF Head of Integrity may at their discretion suspend or terminate case.

- 9.16.7.1 Grounds do not need to be given for the commencement or suspension of an investigation for any alleged breach of any Applicable Rule. Such a decision shall not be subject to appeal.

- 9.16.7.2 In the case of a termination of an investigation, ground will be provided, it shall be treated as a final decision and therefore may be appealed in accordance with the ITTF Regulations.

9.17 INVESTIGATIONS

- 9.17.1 After establishing a Prima Facie Case, the ITTF Head of Integrity shall conduct further investigations. They may appoint one or more persons to act on its behalf for this purpose.

- 9.17.2 The objective for each investigation is to gather information necessary to determine whether a Table Tennis Party has a case to answer for violation of the Applicable Rules (i.e. whether or not to bring a charge(s)). This includes gathering and recording all relevant information, developing that information into reliable and admissible evidence, and identifying and pursuing further lines of enquiry that may lead to the discovery of such evidence.
- 9.17.3 The ITTF Head of Integrity will conduct each investigation fairly, objectively and impartially.
 - 9.17.3.1 The ITTF Head of Integrity will be open to and consider all possible outcomes at each key stage of the investigation, and will seek to gather not only available evidence of a violation but also any available evidence indicating that there is no case to answer.
 - 9.17.3.2 The ITTF Head of Integrity shall fully document their conduct of investigations, the evaluation of information and evidence identified in the course of investigations, and the outcome of investigations.
 - 9.17.3.3 The ITTF Head of Integrity will notify the Alleged Person of the investigation and of the possible violation(s) to which the investigation relates, and will give the Alleged Person an opportunity to make a written submission as part of the investigation. The ITTF Head of Integrity shall decide when this notification should be made.
- 9.17.4 Where it deems appropriate, the ITTF Head of Integrity may coordinate or stay its own investigation pending the outcome of investigations or prosecutions by other competent bodies, including law enforcement and/or other regulatory or disciplinary bodies.
- 9.17.5 Where the ITTF Head of Integrity suspects that an Alleged Person may have committed a violation of the Applicable Rules and/or a Table Tennis Party may have information about a potential violation of the Applicable Rules by an Alleged Person, it may make a written demand (an “**Investigation Notice**”) for information relating to the potential violation.
 - 9.17.5.1 The ITTF Head of Integrity may issue such Investigation Notice at any time after a Report has been filed, including during its initial investigation or at any point after a Notice of Charge has been issued.
 - 9.17.5.2 If necessary, the ITTF Head of Integrity may issue more than one Investigation Notice in the same investigation.
- 9.17.6 As part of an Investigation Notice, the ITTF Head of Integrity may require the Alleged Person or Table Tennis Party to:
 - 9.17.6.1 Attend before the ITTF Integrity Unit for an interview, or to answer any question, or to provide a written statement setting out their knowledge of any relevant facts and circumstances.
 - 9.17.6.1.1 Any interview will take place at a time and place determined by the ITTF Head of Integrity, and the Alleged Person or Table Tennis Party will be given reasonable notice in writing of the requirement to attend.
 - 9.17.6.1.2 Interviews may be recorded and/or transcribed;

- 9.17.6.1.3 The Alleged Person or Table Tennis Party will be entitled to have legal counsel and an interpreter present. For the Alleged Person this shall be at their own expense (subject to an application for financial assistance from the ITTF). For a Table Tennis Party, they shall bear the cost of legal counsel (subject to an application for financial assistance from the ITTF), whilst the ITTF shall provide an interpreter;
- 9.17.6.2 Provide (or procure to the best of their ability, the provision by a third party) for inspection, copying and/or downloading any records or files (whether existing in hard copy or electronic format) that the ITTF Head of Integrity reasonably believes may contain relevant information (such as itemised telephone billing statements, bank statements, ledgers, cryptocurrency wallets, transaction histories for any money transfer service or e-wallet, Internet service records, notes, files, correspondence, emails, and text of SMS, Whatsapp, Telegram, WeChat or similar messages received and sent);
- 9.17.6.3 Provide (or procure to the best of their ability, the provision by a third party) for inspection, copying and/or downloading any electronic storage device that the ITTF Head of Integrity reasonably believes may contain relevant information (such as cloud-based servers, computers, hard drives, tapes, disks, mobile telephones, laptop computers, tablets, and other mobile storage devices);
- 9.17.6.4 Provide full and unlimited access to their premises for the purpose of securing information, records, articles or things that are the subject of an Investigation Notice;
- 9.17.6.5 Provide full and unlimited access to any social media accounts and data accessed via cloud services; and/or
- 9.17.6.6 Provide passwords, login credentials and other identifying information required to access information that is the subject of an Investigation Notice.
- 9.17.7 The Alleged Person or Table Tennis Party must cooperate promptly, truthfully, completely and in good faith with an Investigation Notice, including providing the information or access requested within the deadline specified in the Investigation Notice, at the Alleged Person's own cost.
- 9.17.8 Where an Investigation Notice relates to any information, record, article or thing that the ITTF Head of Integrity reasonably believes is capable of being damaged, altered, destroyed or hidden (any electronic storage device or electronically stored information will be deemed to meet this criterion), then for the purposes of evidence preservation, the ITTF Head of Integrity may require the Alleged Person or Table Tennis Party to comply with the Investigation Notice immediately upon receipt of it. In such a case:
- 9.17.8.1 The Alleged Person or Table Tennis Party must immediately comply with the Investigation Notice in full, including permitting the ITTF Head of Integrity to take immediate possession of, copy and/or download the information, record, article or thing;
- 9.17.8.2 A refusal or failure by the Alleged Person or Table Tennis Party to comply immediately with the Investigation Notice may constitute an independent

- violation of these Regulations and the ITTF Code of Ethics; and
- 9.17.8.3 Any attempted or actual damage, alteration, destruction or hiding of such information, record, article or thing upon receipt of or after the Investigation Notice will constitute an independent violation of these Regulations and the ITTF Code of Ethics.
- 9.17.9 If the Alleged Person or Table Tennis Party obstructs or delays an investigation in any manner, whether or not in relation to an Investigation Notice (for example; by providing false, misleading or incomplete information or documentation or by tampering or destroying any documentation or other information that may be relevant to the investigation), it may also constitute a violation of these Regulations and the ITTF Code of Ethics.
- 9.17.10 Where during the course of any investigation the ITTF Integrity Unit identifies any additional Alleged Person(s) that may also have violated any Applicable Rule, the investigation may be expanded to cover such potential violations as well, or a separate investigation may be commenced.

9.18 CONDUCT OF PROSECUTIONS BY THE ITTF INTEGRITY UNIT

- 9.18.1 After conducting an investigation, the ITTF Head of Integrity shall determine whether the Alleged Person has a case to answer for violation of the Applicable Rules.
- 9.18.2 If the ITTF Head of Integrity determines that the Alleged Person has a case to answer for violation of the Applicable Rules, the ITTF Integrity Unit shall:
- 9.18.2.1 charge the Alleged Person with violation of the Applicable Rules;
- 9.18.2.2 present that charge before the ITTF Tribunal for hearing and determination; and
- 9.18.2.3 pursue and defend (as applicable) any application and/or appeal arising in relation to such proceedings.
- 9.18.3 If the ITTF Head of Integrity determines that the Alleged Person has no case to answer for violation of the Applicable Rules, the ITTF Head of Integrity may at their discretion suspend or terminate investigations relating to the Investigation Notice and/or the Alleged Person.
- 9.18.4 The ITTF Integrity Unit will discharge its rights and responsibilities in good faith in all cases, taking into account both at the point of determining whether to issue a Notice of Charge and throughout any proceedings that follow:
- 9.18.4.1 The likelihood of a charge being upheld (including considering the strength of any evidence relied upon, the merits of the ITTF Integrity Unit's case, and how the defence case is likely to affect the ITTF Integrity Unit's case); and
- 9.18.4.2 Whether bringing or continuing to pursue the charge is necessary and proportionate to the objectives of the imperatives underlying these Regulations.
- 9.18.5 The ITTF Integrity Unit will respect the duty of procedural fairness owed to the Alleged Person who has been charged with violation(s) of the Applicable Rules.

9.18.6 The suspension of a procedure by the ITTF Head of Integrity shall not last more than 12 months, except where R9.17.5 applies.

9.19 NOTICE OF CHARGE

9.19.1 If the ITTF Head of Integrity determines that the Alleged Person has a case to answer for violation of the Applicable Rules, the ITTF Integrity Unit will prepare and send a written notice of charge to the Alleged Person (“**Notice of Charge**”), which will contain the following information:

9.19.1.1 The specific provision(s) of the Applicable Rules that the Alleged Person is alleged to have violated;

9.19.1.2 The facts alleged in support of such charge(s);

9.19.1.3 where applicable, the details of any provisional suspension imposed on the Alleged Person pursuant to R9.20 pending determination of the charge(s); and

9.19.1.4 the sanction(s) that the ITTF Integrity Unit says should be imposed under the Applicable Rules if the charge(s) is/are upheld;

9.19.1.5 the Alleged Person’s right:

9.19.1.5.1 to admit the charge(s) and to accept the sanction(s) specified in the Notice of Charge;

9.19.1.5.2 to admit the charge(s) but to dispute (or seek to mitigate) the sanction(s) specified in the Notice of Charge, and to have the matter of sanction(s) determined by the ITTF Tribunal in accordance with R9.28 if it cannot be agreed between the parties; or

9.19.1.5.3 to dispute the charge(s) and to have the charge(s) determined (along with any sanctions, where a charge is upheld) by the ITTF Tribunal in accordance with the requirements of R9.23; and

9.19.1.6 the deadline for the Alleged Person to provide a response to the charges (which shall be no fewer than 14 days from the date of receipt of the Notice of Charge by the Alleged Person).

9.20 PROVISIONAL ELIBIGILITY SUSPENSION

9.20.1 In any case where the ITTF Integrity Unit issues a Notice of Charge to the Alleged Person, the ITTF Head of Integrity may submit an application to the ITTF Integrity Board for a provisional suspension of the Alleged Person pending determination of the charge(s) after considering one or more of the following factors:

9.20.1.1 the likelihood that the integrity of the sport of Table Tennis will be undermined;

9.20.1.2 the seriousness of the alleged violation(s);

9.20.1.3 the necessity or desirability of the provisional suspension in facilitating the conduct of any investigation or proceeding by ITTF Integrity Unit or any other relevant body; and

9.20.1.4 the potential prejudice to the Alleged Person in imposing provisional suspension.

- 9.20.2 The application by the ITTF Head of Integrity to the ITTF Integrity Board for a provisional suspension of the Alleged Person can may be submitted when the Notice of Charge is issued or at any time thereafter. The ITTF Head of Integrity may apply for a provisional eligibility suspension to be issued prior to this time where there is compelling evidence that the Alleged Person is a current and ongoing risk to a Table Tennis Party and/or the integrity of the sport of Table Tennis.
- 9.20.3 The provisional eligibility suspension will be effective from the date determined by the ITTF Integrity Board and it may be made public (including posting a notice on the ITTF's website) at any time after the effective date.
- 9.20.4 During the period of any provisional eligibility suspension, the Alleged Person may not participate in any capacity in any competition, programme or other activity authorised or organised by the ITTF or any Table Tennis Parties, and may not associate with other Alleged Persons.
- 9.20.5 An Alleged Person whose eligibility is provisionally suspended has the right to apply to the ITTF Tribunal for an order lifting or limiting the provisional eligibility suspension. The provisional eligibility suspension may be lifted or limited if the Alleged Person demonstrates to the satisfaction of the ITTF Tribunal that:
- 9.20.5.1 the facts alleged in support of the charge(s) do not give rise to a Prima Facie Case;
- 9.20.5.2 the case against the Alleged Person has no reasonable prospect of success;
- 9.20.5.3 there is no real risk that the integrity of the sport of Table Tennis would be undermined; or
- 9.20.5.4 other facts exist that make it clearly unfair, in all circumstances of the case, to make the Alleged Person serve a provisional suspension prior to the determination of the charge(s) against the Alleged Person. This ground is to be construed strictly, and applied only in truly exceptional circumstances.
- 9.20.5.4.1 The fact that the provisional eligibility suspension would prevent the Alleged Person from participating in a particular Table Tennis competition or event or to stand or election or appointment will not qualify as exceptional circumstances for these purposes.
- 9.20.6 An Alleged Person whose eligibility is not provisionally suspended by the ITTF Integrity Unit may, at any time, notify the ITTF Integrity Unit that the Alleged Person will accept a voluntary provisional suspension pending determination of the charge(s). Such voluntary provisional eligibility suspension will come into effect only upon receipt by the ITTF Integrity Unit of written confirmation of the Alleged Person's acceptance of the provisional eligibility suspension. No adverse inference will be drawn from such acceptance.
- 9.20.7 A period of provisional eligibility suspension served by the Alleged Person may be credited against any final period of ineligibility imposed on the Alleged Person.

9.21 EXCLUSION ORDER

9.21.1 Where the ITTF Integrity Unit has sufficient evidence and is satisfied that any person (including a person who is not a Table Tennis Party) has likely breached an Applicable Rule and may undermine the integrity of the sport of Table Tennis, the ITTF Integrity Unit may issue an order directing that person to be excluded from any Table Tennis Party's competition, event, or activity and the Table Tennis Parties shall comply with such order.

9.22 RESOLVING CHARGES WITHOUT A HEARING

9.22.1 Where the Alleged Person:

9.22.1.1 Admits the charge(s) and accepts the sanction(s) specified in the Notice of Charge (or accepts other sanction(s) proposed by the ITTF Integrity Unit); or

9.22.1.2 Fails to respond by the deadline specified in the Notice of Charge (which will be deemed to amount to (a) a waiver of the Alleged Person's right to have the charge(s) and/or sanction(s) determined by the ITTF Tribunal; (b) an admission of the charge(s); and (c) an acceptance of the sanction(s) specified in the Notice of Charge), the ITTF Integrity Unit will issue a public notice confirming the violation(s) committed and the sanction(s) imposed, and that notice will take effect as if it were a final decision of the ITTF Tribunal made in accordance with R9.29. Alternatively, where they sees fit (such as where the ITTF Integrity Unit has specified a range of potential sanction(s) in the Notice of Charge), the ITTF Head of Integrity may refer the matter to the ITTF Tribunal to determine the sanction(s) to be imposed in accordance with R9.28.

9.22.2 Where the ITTF Integrity Unit considers it appropriate to do so (for example; to minimise the burden on resources, or to achieve an expeditious and proportionate outcome to a case), the ITTF Head of Integrity may agree terms with an Alleged Person who has been charged with a violation of the Applicable Rules for disposition of the charge without a hearing.

9.22.2.1 Such disposition will include confirmation of the commission of the violation(s) charged and acceptance of the sanction(s) to be imposed under these Regulations.

9.22.2.2 Any such discussion between the ITTF Head of Integrity and the Alleged Person in relation to the possibility of an agreed sanction will take place on a "without prejudice" basis and in such a manner that they will not delay or in any other way interfere with the proceedings.

9.23 HEARING BEFORE ITTF TRIBUNAL

9.23.1 If the Alleged Person wishes to have a hearing before the ITTF Tribunal to contest liability and/or sanction, the Alleged Person must provide a written request for a hearing to the ITTF Integrity Unit that is received by the ITTF Integrity Unit within 14 days of the Alleged Person's receipt of the Notice of Charge (or such longer period as may be specified in the Notice of Charge or as agreed by the ITTF Integrity Unit). The request for a hearing must

explain how the Alleged Person responds to the charge(s) and set out (in summary form) the basis for such response.

9.23.2 The procedures and proceedings for a hearing before the ITTF Tribunal, including appeals, shall be as set out in the ITTF Tribunal Regulations.

9.24 ALTERNATIVE PROCEDURE FOR MINOR VIOLATION

9.24.1 Notwithstanding the provisions of these Regulations, where the ITTF Head of Integrity considers, at their discretion, a particular violation to be a minor violation, rather than to follow the procedures set out above, the ITTF Head of Integrity may refer the case (a “**Referral**”) to the ITTF Tribunal Chair or another suitably qualified person (the “**Appropriate Person**”), to be dealt with in accordance with the following provisions of this R9.24.

9.24.2 The Referral will set out:

9.24.2.1 The name of the Alleged Person who is the subject of the Referral (the “**Respondent**”);

9.24.2.2 Full details of the alleged violation, including where, when and how it is alleged to have occurred;

9.24.2.3 The specific provisions of the Applicable Rules alleged to have been violated;

9.24.2.4 Details of any relevant evidence, including copies of any relevant documents; and

9.24.2.5 What sanctions proposed from the list of potential sanctions set out in R9.28.

9.24.3 The Appropriate Person will perform an inquisitorial function, investigating and determining the merits of the Referral.

9.24.4 Save where the ITTF Head of Integrity orders otherwise, all Referrals will be dealt with in writing, without any oral hearing.

9.24.5 The Appropriate Person will send a copy of the Referral to the Respondent, specifying a deadline within which the Respondent must file a written answer (the “**Answer**”) with the Appropriate Person, with a copy to the ITTF Integrity Unit. In the Answer, the Respondent may:

9.24.5.1 Admit the charge(s) set out in the Referral and accept the sanction(s) sought in the Referral;

9.24.5.2 Admit the charge(s) set out in the Referral but to seek to mitigate the sanction(s) proposed in the Referral; or

9.24.5.3 Dispute the charge(s) and/or the proposed sanction(s), in which case the Respondent must set out in the Answer their response to each of the allegations made in the Referral, identify any defences that they wish to assert, set out the facts on which the defence(s) is/are based, and attach copies of any evidence upon which they wish to rely.

9.24.6 The Appropriate Person may undertake such investigations in relation to the Referral and/or the Answer as the Appropriate Person deems necessary, including consulting with persons with knowledge of the facts and/or appointing experts to advise on specific issues.

- 9.24.7 If upon investigation, the Appropriate Person identifies facts that suggest the sanctions set out in R9.24.10 may not be sufficient, given the conduct of the Alleged Person, the Appropriate Person may raise this with the ITTF Head of Integrity, who will then decide whether to maintain the Referral or else withdraw the Referral and pursue the matter in accordance with the ordinary procedures set out above.
- 9.24.8 The Appropriate Person is not bound by judicial rules governing the admissibility of evidence. Instead, facts may be established by any reliable means, including witness evidence, expert reports and documentary or video evidence.
- 9.24.9 The Appropriate Person will not uphold the charge(s) in a Referral unless satisfied that they are proven on the applicable standard of proof.
- 9.24.10 Where a charge in a Referral is upheld, the Appropriate Person will have the power to impose one or more of the following sanctions:
- 9.24.10.1 A caution or reprimand, or an oral or written warning;
 - 9.24.10.2 Removal from a competition;
 - 9.24.10.3 Removal from a venue;
 - 9.24.10.4 Removal of accreditation;
 - 9.24.10.5 A fine of not more than CHF 5,000; and
 - 9.24.10.6 A ban on taking part in any table tennis-related activity of not more than three months.
- 9.24.11 The Appropriate Person will issue a reasoned decision in writing to the ITTF Integrity Unit and the Respondent, stating why the charge has or has not been upheld, and (if applicable) what sanctions are imposed.
- 9.24.12 The ITTF Integrity Unit will bear the costs incurred by the Appropriate Person in resolving the case. The Respondent will bear their own cost they incurred in relation to the Referral. Neither party may shift its cost to the other party.
- 9.24.13 There is no right to appeal from decisions of the Appropriate Person.

9.25 TRANSFER OF CASES FROM/TO ITTF MEMBERS, ETC.

- 9.25.1 In the event that any ITTF Member Association or, affiliated organisation, undertakes any investigation or proceeding against a Table Tennis Party and the ITTF Integrity Unit reasonably deems that such investigation and/or proceeding is not conducted in a satisfactory manner, the ITTF Integrity Unit may direct for such investigation or proceeding to be transferred to the ITTF Integrity Unit.
- 9.25.2 Where the ITTF Integrity Unit makes a direction pursuant to R9.25.1, the relevant ITTF Member Association or, affiliated organisation, or World Table Tennis shall take all necessary steps to effect the transfer of investigation and/or proceeding promptly and to assist the ITTF Integrity Unit in conducting the investigation and/or proceeding efficiently, including providing the ITTF Integrity Unit access to or copies of relevant documents, records, articles, and such other information.

9.25.3 Where the ITTF Integrity Unit receives a complaint which is purely national in nature (i.e. has no cross-border element to it), then it may direct the relevant ITTF Member Association or affiliated organisation to conduct the investigation. If the ITTF Integrity Unit does so, the ITTF Member Association or affiliated organisation must provide regular updates to the ITTF Integrity Unit on the progress of the investigation.

9.26 CONFIDENTIALITY OF ITTF INTEGRITY UNIT PROCEDURES

9.26.1 Except in exceptional circumstances where the ITTF Integrity Unit reasonably deems it necessary for the purposes of protecting the integrity of Table Tennis and/or any of Table Tennis Party (for example in circumstances where there is significant damaging and/or incorrect media speculation), the ITTF Integrity Unit shall not publicly identify any Alleged Person until they have been formally charged, at which point the ITTF Integrity Unit shall be entitled to publicly announce the name of the Alleged Person charged and the offences with which they have been charged. Thereafter, the ITTF Integrity Unit shall not comment publicly on the specific facts of a pending case, except in response to public comments made by (or on behalf of) the Alleged Person or their representatives or where otherwise necessary to preserve the public's confidence in the ability of the ITTF Integrity Unit to fight corruption in Table Tennis.

9.26.2 Without prejudice to any form of privilege available in respect of any such publication, the ITTF Integrity Unit shall be entitled to publish as it thinks fit and through whatever channel, reports of any proceedings pursuant to these Regulations, or any written decision of the ITTF Tribunal or any other recognised judicial body (in full or in a redacted form), whether or not it reflects adversely on the character or conduct of any Alleged Person. The Alleged Person shall be deemed to have provided their full and irrevocable consent to such publication.

9.27 PROTECTION OF THREATENED PERSONS

9.27.1 The ITTF Integrity Unit shall take reasonable and proportionate measures at its discretion to protect any Table Tennis Party who has a honest and reasonable belief that there is a serious threat to their life or safety, or to the life or safety of another person.

9.28 SANCTIONS

9.28.1 Where the ITTF Tribunal decides that a violation of the Applicable Rules has been established, it may impose such sanction(s) as it deems appropriate in accordance with the Applicable Rules, in particular R8.35 of the ITTF Tribunal Regulations.

9.28.2 Where the ITTF Tribunal determines that an appropriate sanction is not prescribed in the ITTF Tribunal Regulations, the ITTF Handbook or the ITTF Constitution, the ITTF Tribunal shall have the power to impose any

sanction(s) as it deems appropriate and which commensurates with the violation of the Applicable Rules, taking into consideration the Applicable Rules, in particular R8.35 of the ITTF Tribunal Regulations.

9.29 DECISIONS

9.29.1 The ITTF Tribunal's decision shall be rendered in accordance with R8.36 of the ITTF Tribunal Regulations.

9.30 APPEALS

9.30.1 The ITTF Integrity Unit and the Alleged Person will each have the right to appeal decisions of the ITTF Tribunal in accordance with R8.38 of the ITTF Tribunal Regulations.

9.30.2 In accordance with R16.7.2, decisions to terminate an investigation can be appealed to the ITTF Tribunal.

9.31 COMMUNICATIONS

9.31.1 Communications to the ITTF Integrity Unit may be by email to integrity@ittf.com or by mail to a stipulated address.

9.31.2 Notices or other communications to a person who is a member of a member association of ITTF or of an associated organisation of ITTF may be accomplished by delivering such notice or other communication to that member association of ITTF or that associated organisation of ITTF, respectively.

9.32 TIME LIMITS

9.32.1 Unless otherwise set out in these Regulations, any time period to be calculated under these Regulations shall begin to run the day following the date of receipt of a notice or other communication.

9.32.2 The time limits fixed under these Regulations are respected if the communications by the parties are sent before midnight, time of the location of their own domicile or, if represented, of the domicile of their main legal representative, on the last day on which such time limits expire.

9.32.3 Non-working days and official holidays are included in calculating time limits. Notwithstanding the foregoing, if the last day of the time limit is an official holiday or a non-business day in the location from where the document is to be sent, the time limit shall expire at the end of the next working day.

9.32.4 For the purposes of these Regulations, a "working day" means any day other than (i) Saturday or Sunday, or (ii) any day that is an official holiday in Lausanne, Switzerland.

9.32.5 Upon application on justified grounds and after consultation with the other party (or parties), the ITTF Head of Integrity may extend any time limit provided in these Regulations, if the circumstances so warrant.

9.33 LIMITATION PERIOD

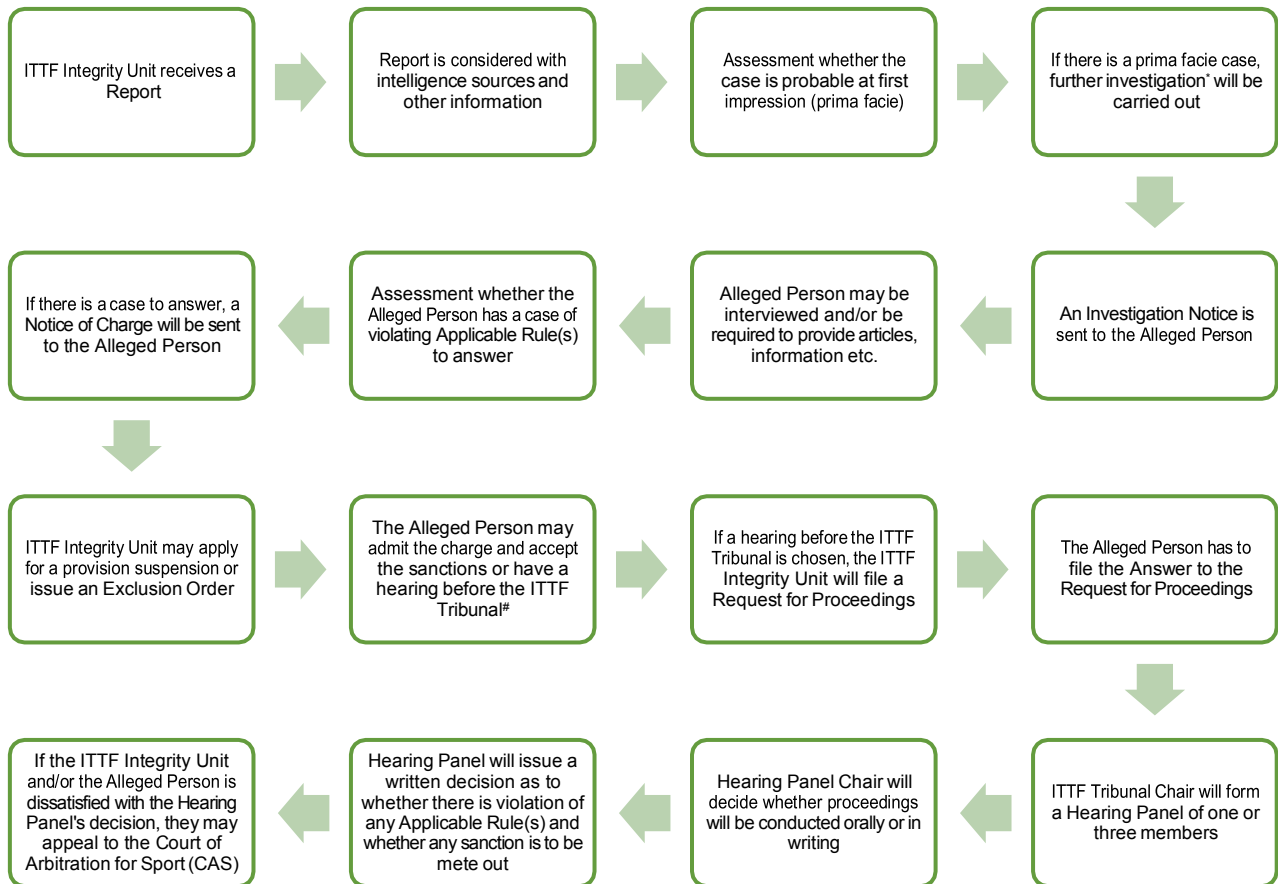
- 9.33.1 Unless expressly specified in the relevant Applicable Rule, there shall be no limitation period to investigate or prosecute any potential violation of any Applicable Rule or these Regulations.
- 9.33.2 Where a limitation period is stated in the relevant Applicable Rule,
 - 9.33.2.1 the limitation period commences:
 - 9.33.2.1.1 from the date of the commission of the alleged violation;
 - 9.33.2.1.2 from the date of the most recent commission of the alleged violation, if that infringement is recurrent; or
 - 9.33.2.1.3 from the date on which the alleged violation had ended, if that infringement lasted for a period of time; and
 - 9.33.2.2 Where, in the case of any alleged violation is concealed by the fraud or deceitful behaviour of the Alleged Person or Respondent (or their representative), the limitation period shall not commence until the fraud or deceitful behaviour was discovered or could have discovered it with reasonable diligence.
- 9.33.3 For avoidance of doubt, this R9.33.3 prevails over the R8.24 of the ITTF Tribunal Regulations in the event of conflict.

9.34 BREACHES

- 9.34.1 A refusal or failure by any party to comply with any provision of Part III of these Regulations will constitute an independent violation of these Regulations.
- 9.34.2 Violation of any provision of Part III of these Regulations shall be sanctioned with a fine of up to CHF 20,000 and/or a ban on taking part in any table tennis-related activity for a maximum of two years, subject to the application of aggravating and mitigating factors.
 - 9.34.2.1 For violations committed by an individual, sanctions shall be increased accordingly if the individual holds a high position in table tennis.

Annex 1 – Key Procedures of the ITTF Integrity Unit

For reference, the general key procedures of the ITTF Integrity Unit are highlighted as follows.



* The ITTF Head of Integrity may instead refer a case to an appropriate person for a simplified proceeding if it deems that the potential violation in question is a Minor Violation – see R9.16.3 and R9.24.

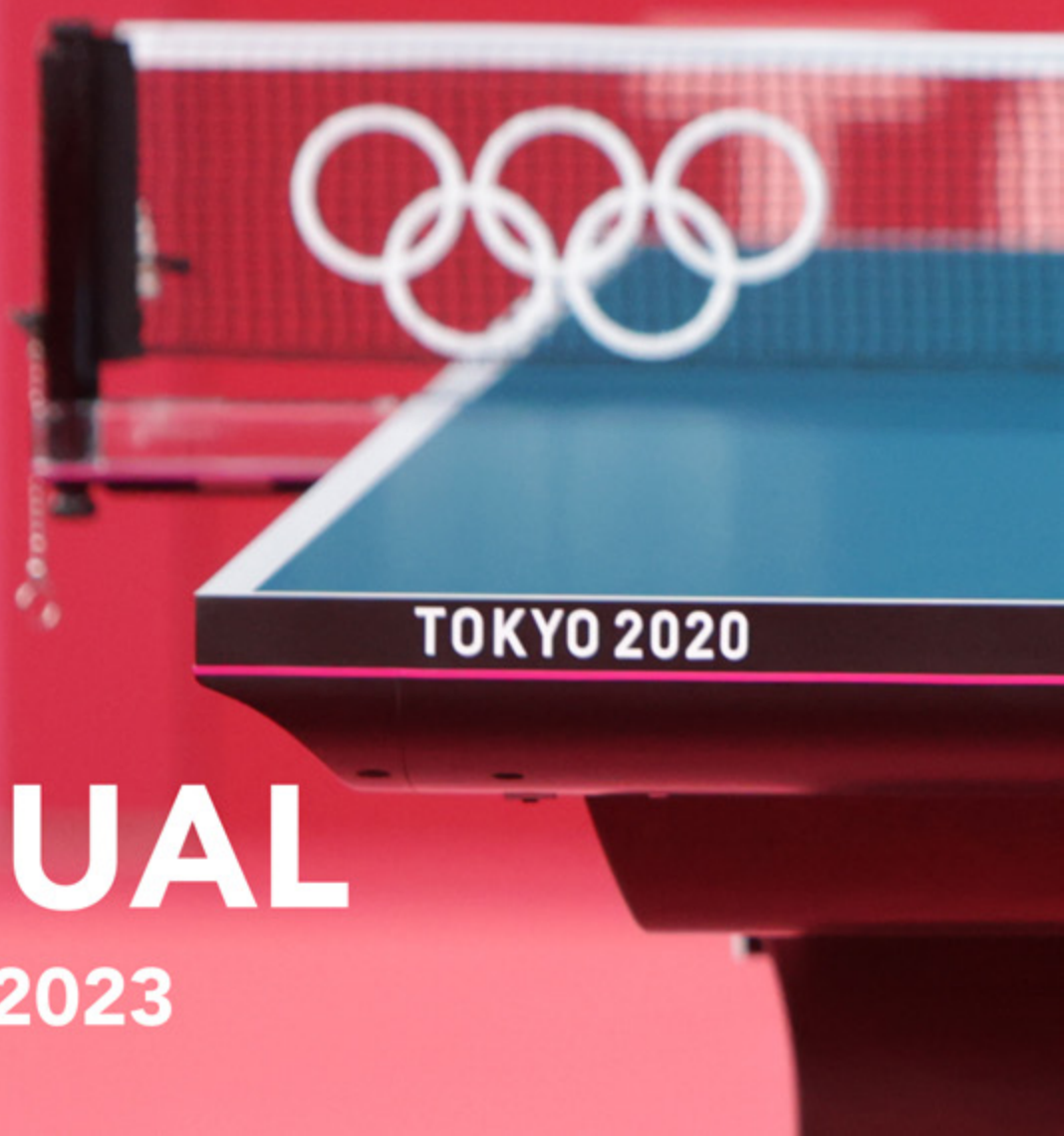
The ITTF Tribunal's jurisdiction excludes hearing para table tennis matters (to be heard before the IPC Board of Appeal of Classification) and anti-doping rule violations (to be heard before the CAS Anti-Doping Division) – see R8.16 of ITTF Tribunal Regulations.

THE ITTF QUALITY PROGRAMME FOR TABLES



MANUAL

OCTOBER 2023





1. THE ITTF QUALITY PROGRAMME FOR TABLES

- 1.1 INTRODUCTION
- 1.2 ITTF LOGO & TRADEMARK
- 1.3 CONTACT

2. STANDARDS TO ACHIEVE

- 2.1 PRODUCT & BRAND
- 2.2 MATERIAL OF THE PLAYING BOARD
- 2.3 MANUFACTURING
- 2.4 APPEARANCE
- 2.5 SPECIFICATIONS
- 2.6 ADVERTISEMENTS/MARKINGS ON TABLE

3. TESTING - PROTOCOL

- 3.1 TESTING PROCEDURE
- 3.3 TESTING INSTITUTE
- 3.4 SERVICES

4. APPROVAL - REQUIREMENTS

- 4.1 GET APPROVED
- 4.2 STAY APPROVED
- 4.3 CHANGES
- 4.4 WITHDRAW APPROVAL
- 4.5 REINTEGRATION OF TABLES
- 4.6 FEES
- 4.7 PENALTIES

5. EXPLORE - LIST

- 5.1 LIST OF ITTF APPROVED TABLES



6. ANNEX

- 6.1 TERMS OF REFERENCE
- 6.2 DEFINITIONS OF TERMS AS USED IN THIS DOCUMENT



1. THE ITTF QUALITY PROGRAMME FOR TABLES

1.1. INTRODUCTION

High performance in modern sport cannot be achieved without good equipment. Although the expert and the beginner require different degrees of excellence, both need equipment of a consistent and safe standard. Perhaps the most important item of table tennis equipment is the table, for with a bad model that produces abnormal, irregular or unpredictable bounces not even enjoyment can be obtained.

The International Table Tennis Federation tests and approves tables, thus setting a high standard for sporting quality and safety during international competitions. Information and instructions for applying for or renewing ITTF approval of tables and information about the approval procedures are established by the Equipment Committee as an appendix to the present Manual and are, available to Associations and manufacturers from the ITTF Website.

New tables are approved only provisionally for the first year after their first use at a tournament listed in the ITTF calendar; during this period the approval can be cancelled by the Equipment Committee if ITTF receives adverse comments and a re-test at the brand's expense shows that the table does not meet ITTF specifications.

1.2. ITTF LOGO AND TRADEMARK


The ITTF approved tables are identified by their brand names and by the ITTF logo, or other ITTF indications. They must wear the ITTF logo wherever they are sold or used! All names must be in Roman or Latin letters, and additionally they may be in another language. The name may contain numbers.

The ITTF will make its best effort to ensure that the trademark or brand name does not infringe on the already existing table brands. The ITTF is not responsible for any illegal use of registered trademarks. Verifying the correct and legal use of trademarks is not part of the ITTF approval procedure.

1.3. CONTACT

ITTF Equipment Office
Kaesenstrasse 17
50677 Cologne - GERMANY
Tel: +49 221 42343366
E-mail: equipment@ittf.com

THE ITTF QUALITY
PROGRAMME FOR
TABLES



STANDARDS

2. STANDARDS TO ACHIEVE

A brand may have ITTF approved tables differing in:

- colour i.e. blue ~~and~~ green **or additional colours**
- table type i.e. non rollaway or rollaway
- table commercialization i.e. standard or showcourt
- product name which ~~must~~ **may** be different when **specifications are ta-**
ble type is different
- **tabletop friction range** i.e., friction range I, II or III

2.1. PRODUCT AND BRAND

Each table must have a specific name that distinguishes it from any other table.

The name of a product is always composed by the brand name and the product name. Both together define the product in a unique way so that confusions will be avoided and consumers are correctly informed.

A substantially changed or a new product must bear a name which is different from a name that is presently used or has been used during the past 10 years for the same type of table.

Tables, whose tabletops are different or made in different factories, must have different names. Tables with the same tabletop and with a similar or nearly identical undercarriage may have the same name, if agreed by Equipment Committee.

A second version of a table that is re-designed to be suitable for wheelchair play can have the same name as the original version but with the letter W added.



2.2. MATERIAL OF THE PLAYING BOARD

For general use the tabletop board may be of any continuous material; tables are available with tops of plywood, particleboard, plastics, metals, concrete or fibreglass. Since the finish governs the frictional properties more than the substrate does, a broad spectrum of materials can be used so long as the bounce is suitable; this point is discussed in a later section.

For major tournaments, however, only wood or wooden derivatives may be used for the playing board, and the ITTF therefore approves only wood or its derivatives.

Wood is a natural product susceptible to the effects of moisture, and the dimensions and shape of the table can therefore change according to humidity. Most manufacturers have found methods of construction that minimize these changes, but some variation is unavoidable.

ENVIRONMENTAL AND HEALTH ASPECTS OF MATERIAL

The selection of materials for the production of a table shall not only value aspects of mechanical properties, processing ease, reduced costs and design, but also consider the health of the workers and consumers and take into account the environmental impacts during manufacturing and discarding.

No part of the final table shall contain or release harmful substances:

- The content of formaldehyde of wood and wooden materials shall not exceed the mean value as determined in European standard E1 or similar other norms.
- Plasticizers like DEHP, DBP and BBP may not be used during manufacturing. No residues of the mentioned plasticizers or of other softeners like DIND, DIDP, DNOP or similar chemicals suspected for having allergic, asthmatic or hormone-disrupting properties shall remain in the final product.
- The final table shall not release VOC and its paint or finish shall not contain toxic pigments or binders that may be unhealthy for the user. Before being delivered to the market the table shall be stored and aired long enough in order to no more release VOC.

The approval scheme may require the brand to submit certificates related to the above-mentioned health requirements; ITTF may check their truthfulness.

Environmental considerations shall include:

- Reduce nuisances (noise, vapours, etc.) for the workers during production.
- Do not release harmful products to the air or water during production.
- Reuse and recycle as much as possible.
- Use risk-free packaging material and reduce its quantity as much as possible.
- Use materials for the table that can be safely disposed and even recycled at the end of the table's life; instruct the consumers accordingly.



2.3. MANUFACTURING

ITTF recommends manufacturers and brand to strictly apply the technical and other legal regulations of the user's home countries. The ITTF cannot be held responsible in case of non-observance of any additional or different national request; the ITTF approval sets up ITTF standards guaranteeing a safe and reliable table tennis at top-level events.

Currently the following national standards have been brought to the attention of the ITTF: CEN/TC – prEN 14468-1 and prEN 14468-2 (Europe), JIS-S-7008 (Japan), GB7902-1987 (China).

New materials, new manufacturing processes or a change of the producer, what could result in different properties, need to be announced to ITTF and require new testing.

2.4. APPEARANCE

The appearance of the table, although important, is difficult to specify and only some items will be pointed out. It should be noted, however, that the purpose of ITTF approval is to determine which items of equipment are suitable for top-level play, particularly international. Such play is normally held in front of spectators, and often before TV cameras that transmit their images to millions of people in dozens of countries. This medium is the sport's best source of advertising; all aspects of the presentation must be on a professional level, including the appearance of the table.

Paint, colour or gloss irregularities that are visible to the naked eye are not acceptable. The paint must be firmly bonded to the substrate, it should neither colour the ball nor look scuffed or scratched.

A table that for some reason looks home-made, flimsy or cheap, regardless of the playing qualities of the tabletop, will not be given approval.

The table should look safe and not have dangerous or harmful protruding parts. There shall be no sharp edges or corners, except on the table surface, and no raspy surfaces or shear points.

2.5. SPECIFICATIONS

1. Definitions
2. Types of construction
3. Table dimensions
4. Colour/**Gloss**, Finish, ~~and~~ Lines **and Friction** of tabletop
5. Safety requirements
6. Wheels and brakes
7. Net attachment area
8. Permanent net posts
9. Undercarriage
10. Table skirting
11. Tables for young players
12. Tables for wheelchair play
13. Show-Tables

2.5.1. DEFINITIONS

Tabletop	Half of a table, divided at the net, including the playing board, the finish and lines of the playing surface, the frames and other reinforcements under the board especially around its edge and side, the markings on the frames and any device holding or attaching together both halves and, in general, any other part attached to and moving with the tabletop, but without any part of the undercarriage.
Full tabletop	Two tabletops assembled in the playing position.
Undercarriage	All the parts whose principal function is to support the tabletop including the wheels attached to the undercarriage and the legs.
Playing position	Both tabletops in the horizontal position with the net assembly attached (figure 1).
Playback position	One tabletop in the horizontal position with the net assembly attached and the other one in the vertical position
Storage position	Both tabletops in the vertical position (figure 2).
Net assembly	Net, its suspension and the supporting posts, including the system attaching it to the table.
Players' safety area	Area in which all parts of the undercarriage have to comply with the specific requirements preventing the moving player from getting hurt (figure 11).
E and N	E is defined as the table end and N as the net end of the table.



W

This letter stands for wheelchair table. It will appear after numbers in the diagrams to show that this drawing is for a wheelchair.

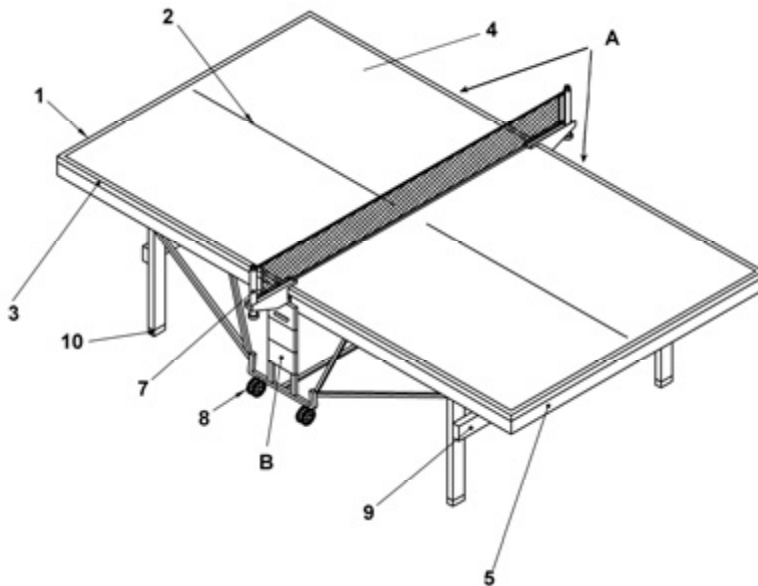


Figure 1: Playing position

A Tabletop

- 1 End line
- 2 Centre Line
- 3 Sideline
- 4 Playing board + surface
- 5 Frame
- 6 Trademark, Table name, ITTF logo
- 7 Net assembly, net attachment area

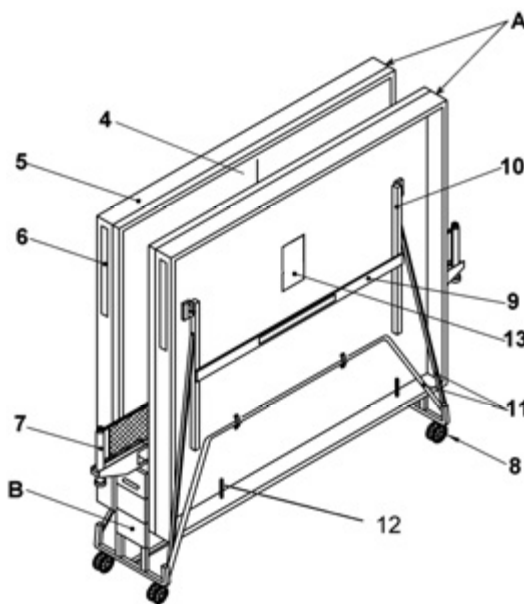


Figure 2: Storage position

B Undercarriage

- 8 Wheel
- 9 Cross bar or cross-bracing
- 10 End leg
- 11 Strut
- 12 Safety device or lock
- 13 Operation and safety instructions
- 14 safety area (see figure 11)

2.5.2. TYPES OF CONSTRUCTION

Currently four types of tables may be considered:

TYPE (I)

Non rolling tables, i.e. stationary tables without wheels at the bottom of the undercarriage. They may have an undercarriage that, in the storage position, is not attached to the tabletop or they may be made up by two separate tabletops both with a folding undercarriage.

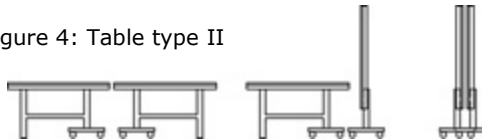
Figure 3: Table type I



TYPE (II)

Rollaway tables with two tabletops, each with an own separate folding undercarriage.

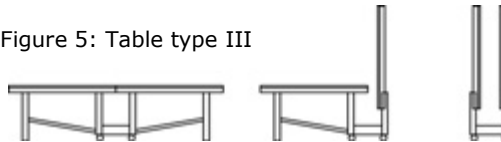
Figure 4: Table type II



TYPE (III)

Rollaway tables with one undercarriage and two tabletops that can be folded independently from each other.

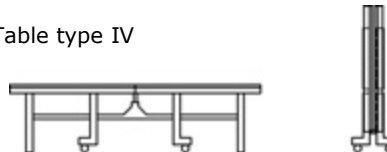
Figure 5: Table type III



TYPE (IV)

Rollaway tables with one undercarriage whose tabletops always fold in and out together.

Figure 6: Table type IV



2.5.3. TABLE DIMENSIONS

	Code	Description	Dimension [mm]	Fig.
Distances in the longitudinal direction [l]	<i>l₁</i>	length of the table	2740 ± 5	7
	<i>l₂</i>	inset of the end legs from the table end	≥ 150	9
	<i>l₃</i>	distance of the end legs from the table end for use of wheelchair players	≥ 400	9
	<i>l₄</i>	length of the player's safety area (starting at the table end toward the net end)	≥ 800	11
	<i>l₅</i>	width of a central part of the undercarriage that extends beyond a tabletop side (no advertisement permitted)	≤ 200	11
	<i>l₆</i>	gap between the two tabletops in the playing position (tables type III and IV)	≤ 20	7
	<i>l₇</i>	gap between the centreline and the middle edge of the table	≤ 50	7
	<i>l₈</i>	gap between the centreline and the end line	≤ 10	7
Distances in the transvers direction [b]	<i>b₁</i>	width of the tabletop	1525 ± 3	7
	<i>b₂</i>	inset of the end legs from the side of the tabletop	≥ 100	10
	<i>b₃</i>	extension of the middle section of the undercarriage beyond the side of the tabletop	≤ 60	11
	<i>b₄</i>	gap between a folding leg and the frame	≥ 15	14
	<i>b₅</i>	extension of a wheel beyond the side of the tabletop in its unfavourable position	0	14
	<i>b₆</i>	width of the side and also end lines	20 ± 1	7
	<i>b₇</i>	width of the centreline	3 ± 1	7
	<i>b₈</i>	alignment of both tabletops and their centrelines	≤ 2	8
Distances in the vertical direction [h], on an even floor (if relevant)	<i>h₁</i>	height of the table	760 ± 3	9
	<i>h₂</i>	distance between a side crossbar and the floor within the player's safety area (see l ₄)	≥ 200	9
	<i>h₃</i>	distance between an end crossbar and the floor	≥ 300	10
	<i>h₄</i>	distance between the playing surface and any extension of the middle section of the undercarriage or permanent net supporting post	≥ 12	9
	<i>h₅</i>	distance between the middle section of the undercarriage and the floor	≥ 50	9
	<i>h₆</i>	thickness of the batten plus the top	≤ 100	9

Table 1: Dimension of the table [mm]

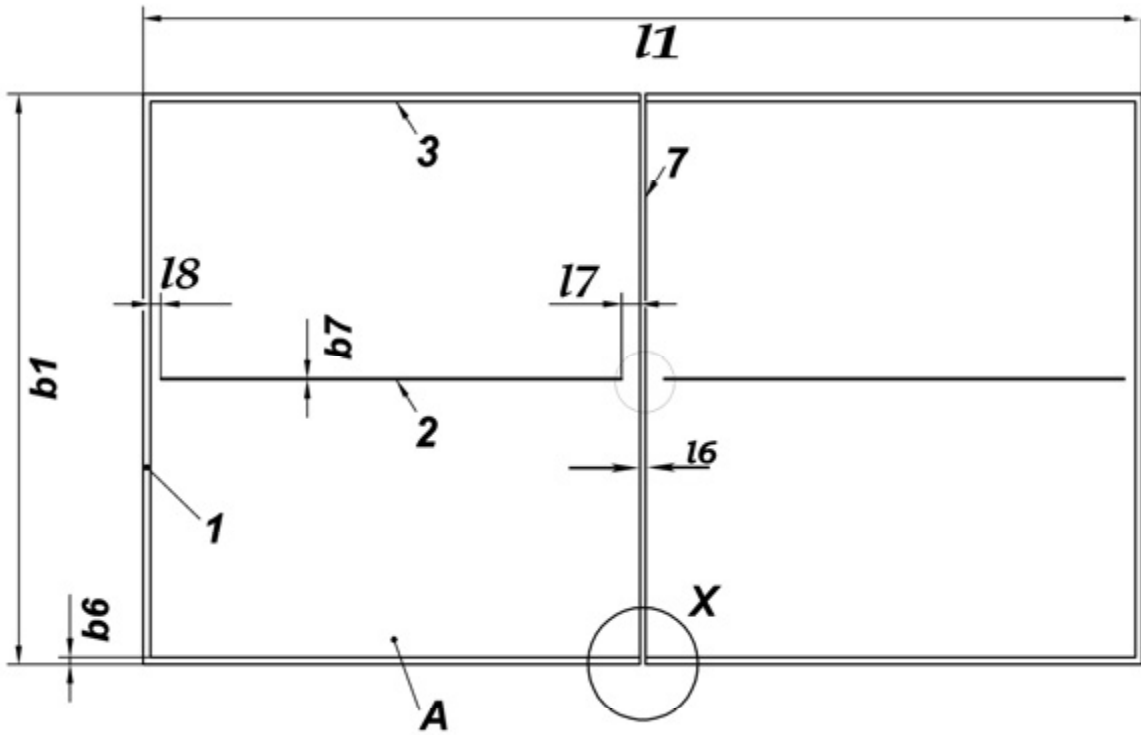


Figure 7: Table from birds-eye-view

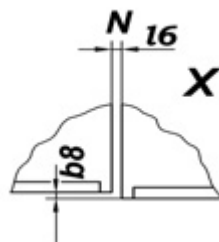


Figure 8: Net attachment area

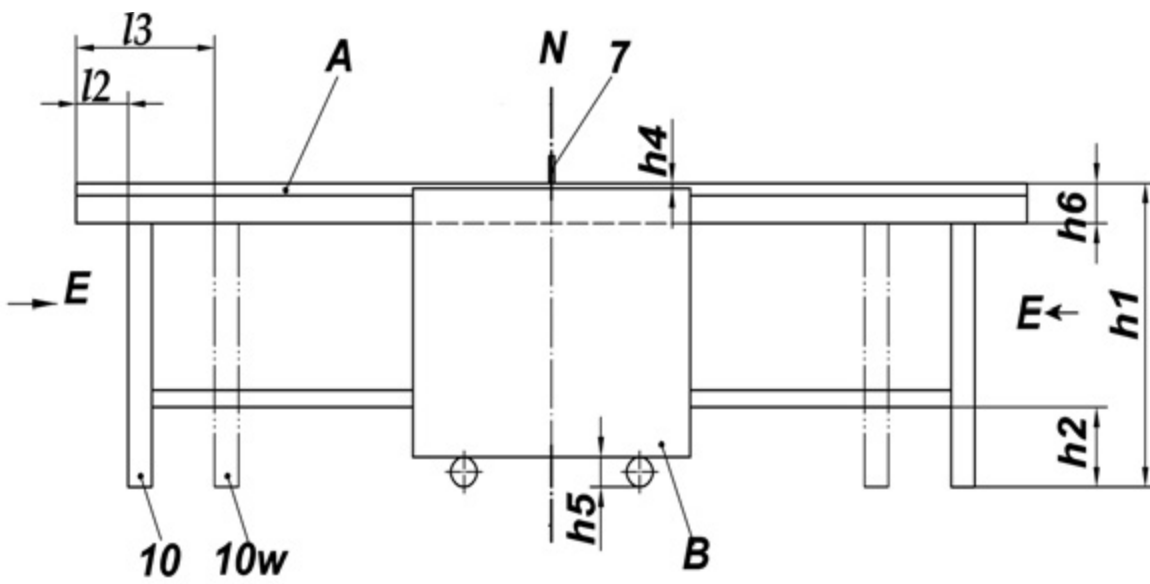


Figure 9: Table side-view

2.5.4. COLOUR/GLOSS, FINISH, AND LINES AND FRICTION OF TABLETOP

COLOUR/GLOSS

The playing surface of an ITTF approved table must have a dark colour, whose lightness L in the CIELAB system must not be more than 40%. Equipment Committee may tolerate lightness up to 44%, if the appearance and colour of the surface remains dark. It must be matt, with a degree of gloss not more than 15 (60° specular gloss, ASTM procedure D 523) and a low haze-gloss. A change of the paint may affect the friction, the gloss and the bounce; it requires testing. It may be reminded that about 8% of the male population, with North European ancestors, have problems in distinguishing green and red.

FINISH

The finish must be uniform over the entire surface; it must therefore be applied in some uniform manner such as spraying, roller or curtain coating or similar; brush marks are unacceptable. The finish will also be unacceptable if, regardless of the measured degree of gloss, it permits the shape of a light-source to be distinguished in its reflection.

The surface must be even and regular, with no inlaid dust and no projecting particles of pigment. The finishes may not transfer surface pigment to the ball. This causes concern to players, spectators and TV crews. A suitable choice of finish may eliminate this problem completely. Other finishes undergo a hardening process that takes days or weeks; manufacturers who use this type usually store their tables for long enough to permit this process to take place so that their tables do not colour the ball.

LINES

In addition to the principal finish, the playing surface must be marked with white side-lines, end lines and centre-lines (**b₆**, **b₇**, **l₇** and **l₈**). The difference in level of all lines should not be detectable by the fingers, and in no case shall it be measurable.

FRICTION

The tables with different coloured tabletops are grouped into 3 categories of friction (in terms of using the same spin-stroke).

FRICTION RANGE	COEFFICIENT OF FRICTION (CoF)	
	min	max
I	0.150	0.210
II	0.211	0.270
III	0.271	0.350

I.e., it may happen, that a brand's tabletop colour "blue" could be grouped to another friction range, different from their tabletop colour "green" or "another colour".

It is the brands and manufacturer's responsibility to keep the CoF of an approved tabletop within the same friction range.

2.5.5. SAFETY REQUIREMENTS

In the storage and in its rolling or playing position, the table must meet the highest possible safety standards in order to avoid dangerous and inadvertent displacement, unfolding or collapse and to prevent players from being hurt.

It is important that the players feel safe and confident with the design of the table.

The following requirements describe the standards as required by ITTF; if a country's legislation enforces additional or other measures, its regulations prevail on that territory.

If a player, or anything he wears or carries, moves the playing surface, his opponent scores a point (Law 2.10.1.8). In case of a violent shock or a heavy load, the table should not collapse nor tilt. Although the ITTF does not stipulate minimum distances between the points of the undercarriage touching the ground, the table or table half of tables type (II) must be rigid, stable and sturdy enough to endure without being damaged or tipping a brusque or longer sitting-down of a person on its top and a slight sway of the seated person, but its legs and cross bracing must not obstruct the players' feet.

2.5.5.1. PLAYING POSITION

In the playing position each table half needs 4 legs, except if its tabletop or the tabletop supporting block is made of one solid piece or if its halves are strongly sealed together. The sides or cross section of the legs shall be less than 15cm (see figure 10).

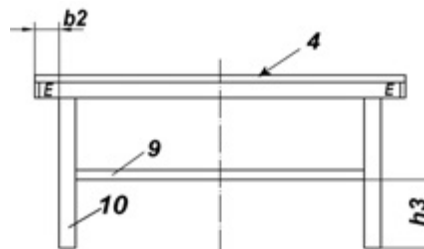


Figure 10: Table front-view

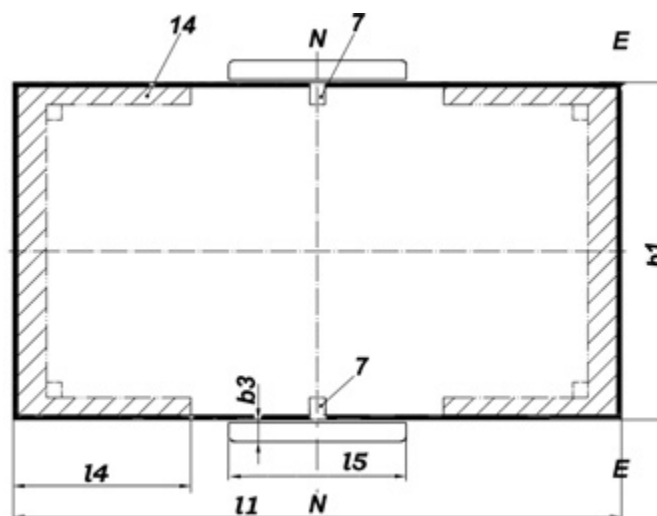


Figure 11: Safety areas in playing position

A horizontal bar of the centre leg supporting a wheel is not considered as cross bracing. In case of an undercarriage whose sides and ends touch or nearly touch the floor, the following restrictions may be observed: The space between the heights 0 and $h_3 = 30\text{cm}$ may be closed following a line, called skirting line, inset from the table end 38cm at the floor and 10cm at the tabletop (see figure 12) and the space between the heights 0 and $h_2 = 20\text{cm}$ may be closed following a line inset from the table side 18cm at the floor and 5cm at the tabletop (see figure 13).

An asymmetric design of the undercarriage resulting in structural differences at the safety area(s) shall observe all relevant requirements of dimensions and safety, and permit the server placing his feet the same way, whatever side or end he chooses for serving.

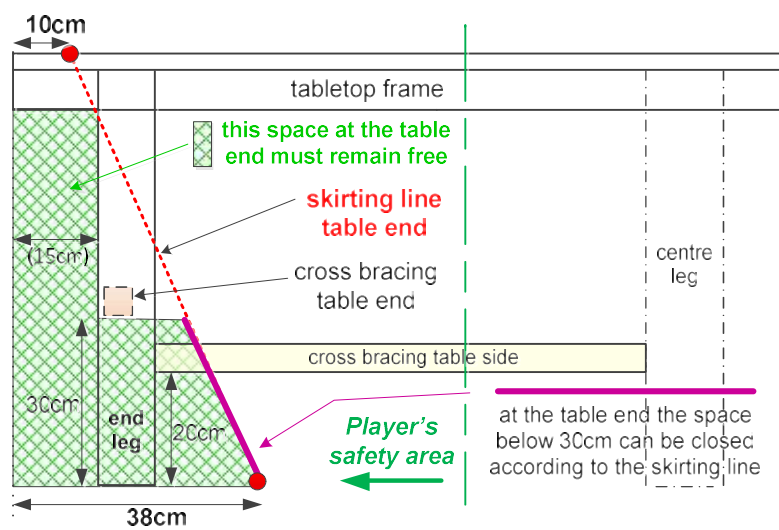


Figure 12: Safety area table side-view

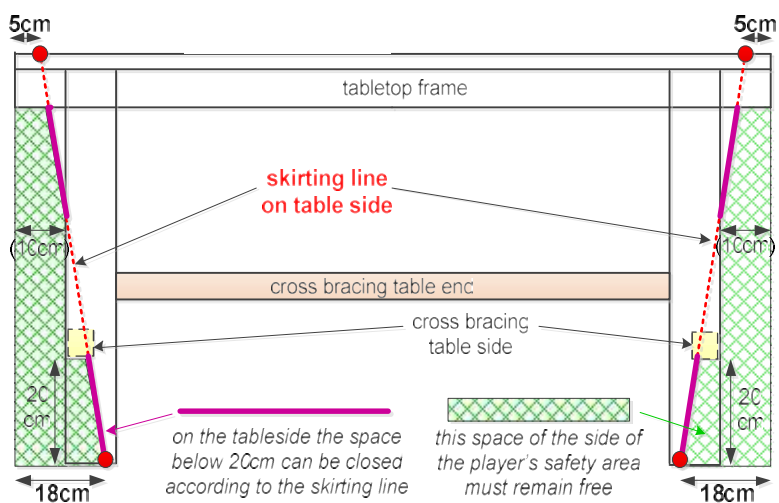


Figure 13: Safety area table front-view

For tables type (I) and (II), the resting or fixation points of the tabletop at the supporting framework of the undercarriage or directly at the legs may be inset not more than 25 cm from the table end and 15 cm from the table side. Resting or fixation points must be exactly the same for both table halves. The design, strength and rigidity of the table undercarriage must ensure that the tabletop is showing no undesirable unbalancing, no see-sawing, no swinging and no vibrating risks or effects that may affect the players' or officials' confidence. Elastic layers between tabletop and undercarriage are not allowed. Dampers used for an easier set up of these tables may not cause bobbing up and down or vibrating risks at the tabletop ends.

At the net area of the tabletops an *extension of the undercarriage of rollaway tables* beyond the sidelines is allowed (see figure 14 and table 1). All edges and corners must be rounded and its construction may not hurt the players' feet.

Under the net, any hinge or other joint attaching both tabletops together must not extend more than 5 mm above the playing surface.

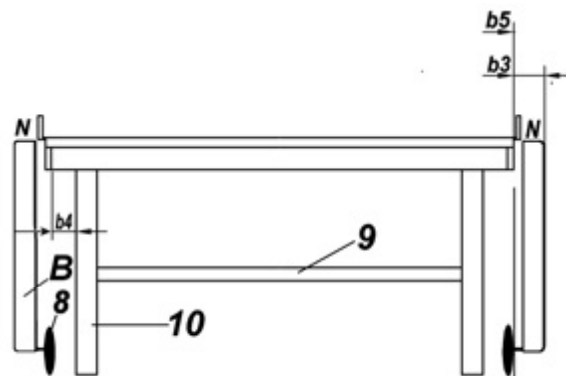


Figure 14: Extension of the undercarriage of rollaway tables (II, III and IV)

SAFETY DEVICES IN PLAYING POSITION

Suitable safety devices must lock automatically, except for table type (I), and their unlocking must need a deliberate act or the application of a large force.

Each half of a non-rolling table that has folding legs must have at least two locking devices that firmly block the legs in the playing position. Locking may be either manual following simple instructions, or automatic.

If a locking device is needed to give the rollaway table the requested rigidity and stability, it shall lock automatically and safely when the tabletops are unfolded on a flat horizontal ground.

2.5.5.2. STORAGE POSITION

A table in a storage position or being moved from one place to another shall be safe with regard to

- inadvertent unfolding of its halves or undercarriage
- tilting and collapsing
- inadvertent rolling away

A table while being set up may

- not tip over or collapse
- not demand to a high skill or strength of one single person.

All fixings, hinges and joints must be strong and secure in order to withstand without damage the rolling of the table over an uneven pavement, for instance a tiled floor. The undercarriage shall not get out of shape under the same conditions. All parts shall sustain without damage the endurance test as described at the end of the manual.

SAFETY DEVICES FOR TABLE TYPE I (NON-ROLLING)

The undercarriage of a non-rolling table may not fold out when the table half is moved. Each pair of braced legs or each leg must therefore be kept folded by a manual or automatic locking device, which may be unlocked only manually.

SAFETY DEVICES FOR TABLE TYPES II, III AND IV (ROLLAWAY)

The table halves of a rolling table must be held up by means of safety devices so that unintended folding out will be prevented in both storage position and moving, also on an uneven or sloping floor.

The safety bolts or catches of each table half must be built and placed in such a way that:

- their locking is automatic, easy and safe.
- their manual unlocking demands two deliberate, not-continuous actions requiring either skill or force.
- their unlocking & the safe unfolding of a tabletop or table is possible for one or two persons.

The locking devices must always be delivered completely assembled. They should preferably be affixed to the table; if this is not the case, the customer must be instructed to easily and safely attach it without any doubt or error.

Normally two different locking devices must be used; at least one of them must not be a gravity-catch. If the gap between the raised tabletops is less than 11 cm and if the traction requested for unfolding a not locked tabletop requires a force higher than 25 N, the tabletop of the rollaway table may be secured by one locking device only, which needs two not-continuous actions to unlock it.

The legs of a rollaway table half shall extend automatically, i.e. without needing to be pulled, when the top is folded down. The table in its storage position should be as narrow as possible.

PREVENTING DEVICE FOR TABLE TYPE III

A rolling table type (III), whose raised tabletops up to 76 cm are more than 11 cm away from each other, must be equipped with a device preventing the intrusion of a child into this gap in

order to avoid that the head or trunk could be squashed by an unfolding tabletop. This protecting system should be designed in a way to bar the access to the gap from the bottom and from the top, in the storage as well as in the playback position.

LOCKING DEVICES AND SYSTEMS & UNLOCKING ACTIONS				
Table type	Unit locked	Minimum number and type re-quired	Deliberate action(s) for unlocking the locks	
(I)	No folding legs	no locking device is required		
	Legs folding in- dividually	1 locking device for each leg	1 action for the device	
	Legs folding as pairs	1 locking device for each pair	1 action for the device	
(II)	Tabletop	2 locking devices, located more than 90 cm apart, one not based on the gravity principle	1 action for each device 1 action for the two devices together taking place less than 35 cm from the tab- letop end	
		if tabletop-unfolding force > 25 N: 1 locking device, not based on the gravity principle	2 not continuous actions for the device	
		2 locking devices, located more than 90 cm apart, one not based on the gravity principle	1 action for each device	
(III)	Tabletop With a gap be- tween the 2 tabletops in the storage position ≥ 110 mm	1 locking device, not based on the gravity principle	2 not continuous actions for the device, not possible from between the tabletops in storage or playback posi- tion	
		2 locking devices, located more than 90 cm apart, one not based on the gravity principle	1 action for each device	
	Tabletop With a gap be- tween the 2 tabletops in the storage position < 110 mm	2 locking devices, located more than 90 cm apart, one not based on the gravity principle	1 action for the two devices together taking place less than 35 cm from the tab- letop end	
		if tabletop-unfolding force > 25 N: 1 locking device, not based on the gravity principle	2 not continuous actions for the device	
	(IV)	Table	2 locking devices one not based on the gravity principle	1 action for each device, both actions shall take place less than 35 cm from the tabletop end, or one of them may be achieved by foot 1 action for the two devices together taking place less than 35 cm from the tab- letop end or by foot
			if table-unfolding force $25 > F \leq 60$ N: 1 locking device not based on the gravity principle	2 not continuous actions for the device
if table-unfolding force > 60 N: 1 locking device			1 action for the device tak- ing place less than 35 cm from the tabletop end or by foot	

**Unfolding is not an unlocking action.
Unfolding force is the pulling force needed to unfold the unlocked tabletop (types II & III) or table (type IV) by applying a horizontal force at the top of a raised tabletop.**

Table 2: Locking units and their action in storage position

2.5.6. WHEELS AND BRAKES

TABLE TYPE I (NON-ROLLING)

Two small but substantial caster wheels, fixed on or inset into the batten under the net end of the table half, may permit rolling the table half instead of carrying it. Recommended minimum specifications for these wheels on type (I) tables are as follows:

Dimensions for wheels (table type I) [mm]	
Caster wheel diameter	≥ 50
Width at contact with floor	≥ 20
Clearance between table and floor	≥ 20

TABLE TYPES II, III AND IV (ROLLAWAY)

As many swivel-wheels as possible should be used. For an undercarriage with four wheels, at least two shall swivel. For an undercarriage with three wheels not in line, at least one shall swivel. If the castor wheels of a table half are all in line, no one must swivel; an only wheel must not swivel.

The wheels should permit *safe* rolling over uneven floors. The wheels should not damage the sports floor; in order to preserve the 760 mm table height, they should not indent the synthetic and rolled types of flooring.

Dimensions for wheels (table types II, III and IV) [mm]	
Wheel diameter	≥ 75 (easier and safer: > 90)
Width of single wheel	≥ 20
Width of twin wheels	≥ 30

The manufacturer should take in account also the reduction of the wheel diameter because of the compression of the tyre material. The wheels may *not* have *sharp or abrasive* lines or edges.

BRAKES

Half of the wheels should carry an easily adjustable *brake*, thus preventing rolling away on a slope. The following recommendations should be considered for the location of the brake wheels:

- Rolling tables type (II): brake wheels on the furthest end from the player.
- Rolling tables type (III): brake wheels diagonally opposed.
- Rolling tables type (IV): brake wheels under one tabletop only.

The rolling devices should be solid and durable; they should sustain without damage the endurance test as described at the end of this chapter.

2.5.7. NET ATTACHMENT AREA

If the edges of the table are reinforced, the battening must be cut away where the net posts are to be attached. At this point, as shown in figure 15, the free space between the battening on the two halves of the table should be at least 70 mm wide, and it should extend under the table at least 100 mm.

If these requirements are met, then the table will accept almost all ITTF-approved net assemblies.

It is desirable that the areas contacted by the clamp surfaces of the net posts, both on the playing surface and on the underside below it, be reinforced to prevent wearing by continual attachment and removal of the posts.

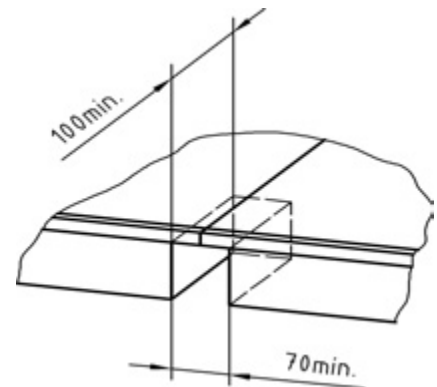


Figure 15: Net attachment area

Metal or fibre-glass inserts at these points represent one means of accomplishing this objective, although protectors on the net posts serve the same purpose. The reinforcements should not considerably increase the thickness of the tabletop. No part of the undercarriage or the battens should hinder easy and safe attachment. Permanently attached nets may not need any specially designed space.

2.5.8. PERMANENT NET POST

Net supporting posts are permanent if they do not need to or cannot be removed when the table is closed for the storage position.

A permanently attached net supporting post can be affixed either to the frame of the tabletop or to the undercarriage or to both. It should accept most of the approved nets and should be designed such that the net can be easily changed should that be necessary.

The horizontal parts (considered as frame-part) and the vertical parts (considered as undercarriage-part) of the net posts and the net attachment must be designed according to the specifications of M2. The horizontal part of the net supporting post must be designed in a way that its sides allow a clear visual distinction between post and attaching or undercarriage parts, and that no part of its upper edge shall be below the level of the table surface.



Figure 16: Permanent net post and attachment system

Dimensions of permanent net posts attachment system [mm]	
Width of the horizontal part of net supporting post	≤ 45
Distance between attaching parts and table surface level	≥ 12
Length of left and right parts along table side of horizontal attachment parts (h.a.p.)	≤ 200
Extension of h.a.p. beyond tabletop side	≤ 30
Distance to the table side to prevent dangerous shearing	≥ 15
Extension of vertical attachment parts beyond tabletop side	≤ 60
Traction force used to test upward-, downward- and parallel-to-tableside stability	10 N

The net posts and attachment systems shall be sufficiently rigid to endure strokes and shocks from any direction without showing lasting bending or twisting.



2.5.9. UNDERCARRIAGE

HEIGHT ADJUSTMENTS

Tables of type (I) do not need height-adjustment devices because of their rigid structure. Tables of type (II) to (IV) shall have height-adjustment devices at least at the bottom of their end feet, but preferably also under their net ends. All of these should be easy and safe to handle, to adjust and to fix. A desirable feature permits lifting the table from the wheels on to non-rolling feet, which should be large enough to avoid indenting a sports floor.

COLOUR

The undercarriage should not be white i.e. its lightness L in CIELAB system should not be more than 90 %; its finish must not reflect light upwards, so that the players and the spectators are not dazzled.

UNDER-TABLE LIGHT

Not dazzling under-table light or fluorescent paint may be used to enhance the attractive presentation of a table undercarriage; they shall not affect the sight of players, spectators, officials and cameras neither directly nor by reflection. A switch must be provided in order to power off the light; the switch may also dim.

2.5.10. TABLE SKIRTING

Skirts are removable parts of the undercarriage that are not functional or structural elements of the table, but whose declared ambition is embellishment of the playing table and area.

They shall not adversely affect the requirements of safety, functioning, presentation and sporting properties; once the skirt attached to the table, all dimensions laid down in the present manual must be strictly observed.

The material used may be soft or hard but must not break or tear when a player collides heftily with it. A vigorous shock shall not damage or disconnect parts of the skirt from the undercarriage or create pointed or sharp edges or corners.

The skirt may be completely or partly translucent or opaque, and its colour, reflection and shine shall not reduce the visibility of the ball for players, spectators or cameras. If there is an under-table light, the material of the skirt may efficiently contribute to dim or diffuse the light and reduce the halo on the floor around. Parts that may reflect the hall-light upwards shall be matted; white colour or bright shine at the table end is prohibited.

The skirt shall not carry advertisements or logos other than those authorised according to 3.2.5.7. The skirt shall not let cross balls to the space inside.

Skirts must get the agreement of the Equipment Committee before they can be used; an authorisation scheme will be published on the ITTF web site. A picture or drawing of the authorised skirt will be visible with the approved table on the related list at the ITTF web site.

2.5.11. TABLES FOR YOUNG PLAYERS

Some tables are made so that the playing surface can be lowered by a small distance to accommodate younger players. It is strongly recommended that, for use in Asia, a 10 cm reduction be possible, and that for use elsewhere a 5 cm reduction is a reasonable compromise among the various heights currently available.

Height reduction may be by a continuous mechanism, with one or both of these heights clearly marked, or in discrete increments of 5 or 10 cm, or both. Provision for height adjustment in either manner will not be justification for relaxation of the requirement for rigidity during play.

2.5.12. TABLES FOR WHEELCHAIR PLAY

Tables that are suitable for wheelchair play must be of the same safety and playing quality standard as all other ITTF-approved tables. Therefore, stationary tables type (I) made of two separate tabletops or rollaway tables of construction type (II) cannot get ITTF-approval.

The area under the table end must observe the following requirements:

- There should be no projecting part that could hurt the player moving with his/her wheelchair under the table.
- The edges and the corners of the frame and all other parts that could be gripped or touched by the player should be blunt and smooth.

Additional dimensions of wheelchair table [mm]	
Distance of the end legs + cross bracing from the table end (l_3)	≥ 400
Free space below the end crossbar (h_3) and table end	≥ 480
Distance between the table end legs if $l_3 \leq 480$ mm	≥ 950
Height of the batten + playing board in the players safety area (h_6) (recommendation)	≤ 80

The brand of the table should mark through the table name that he has given the design not only a legal but also otherwise careful consideration for the needs of wheelchair players.

The ITTF recommends adding the logo "full accessibility for wheelchairs" (see figure 17) either on the frame or on the undercarriage, once per side, within an area of at least 25 sqcm and not more than 50 sqcm.



Figure 17: Wheelchair logo



2.5.13. SHOW-TABLES

Tables may be specially manufactured for a show-court use. They are usually not commercialised and can be considered as prototypes whose design is more attractive for the media and more appealing to spectators.

Such show tables must be of the same safety and playing quality standard as all other ITTF-approved tables. The brand must submit to the ITTF Equipment Committee all documents proving that the tabletop of the table is exactly the same as for another ITTF approved table, that its fixation to the undercarriage does not change the bounce, and that the design and the structure of the undercarriage comply with all the safety requirements for the playing position.

It shall be possible to simply and quickly replace the tabletop:

- An accidental damage may not delay the competition (instructions, tools and a spare tabletop per tournament shall be available)
- Tabletops used shall be approximately of the same age than the other tabletops used at the tournament.

When knocked by the finger knuckles at different spots, the table surface of a show table should respond in nearly the same way than an ordinary table does. The sound should not vary considerably over the table surface and no substantial vibrations should spread from the table end or sides. When loaded the table surface should not bend down more as for normal tables.

The design of the undercarriage of such tables shall embellish the playing scene and may carry no permanent advertising on the undercarriage, and temporary advertising shall be according to the relevant ITTF regulations.

The ITTF Equipment Committee must inspect the table before its use and may ask for improvements or require a test before approval can be given.

2.6. ADVERTISEMENTS/MARKINGS ON TABLE

REQUIREMENTS FOR TABLETOP-SIDE

- Restrictions on advertising markings on tables are described above under "International Regulations". The side of half a table is considered to be a "face", so that on the sides of the complete table the manufacturer's mark may appear twice.
- Each side of the table shall carry once the ITTF logo indicating that the table is ITTF-approved. The logo shall be visible in an area of at least 25 sqcm and not more than 50 sqcm that may be located on the frame of the tabletop or on the undercarriage.
 - o For more information, please refer to the ITTF Branding Guidelines v3.0: [ITTF Branding Guidelines](#)
 - o All versions needed, of the ITTF logo, can be ~~found here:~~ <https://bit.ly/2xy5ueL> requested from the Equipment Department
- Permanent advertisements on tables are allowed only on the sides and ends of the tabletop and each shall be no longer than 60 cm on any face.
- On each face, a continuous length of 70 cm shall be free, i.e. without any permanent marking including ITTF-logo, so that temporary advertisements can be affixed.
- The organising authority of a competition may grant permission for additional, but not other table tennis equipment brand's, temporary advertisements, one on each half of a side and one on each end, clearly separated from the permanent advertisements.



Figure 18: ITTF logo

REQUIREMENTS FOR TABLETOP-UNDERSIDE/UNDERCARRIAGE

- The undercarriage can carry the ITTF-logo but shall not carry any permanent advertisement:
 - o on show tables the ITTF logo may be bigger on the undercarriage.
- Country of origin markings: A printing or sticker (letters at least 1 cm high) on the tabletop underside shall inform as follows:
 - o if the undercarriage and the tabletop are made and assembled in the same country, simply print: «Made in <Country>»
 - o if the essential parts are made or assembled in different countries, print (all together not one of the three):
 - «tabletop made in <country 1>»
 - «table undercarriage made in <country 2>»
 - «table assembled in <country 3>»
 - o If tabletop and undercarriage are made and assembled in the same <country 1>, the tabletop frame may wear on both (out)sides once «made in <country 1>».
- Warning sticker: Warnings and notice for use should be applied permanently to the undersides of both tabletops, at eye height. The information shall be provided in form of drawings or pictures. Additional headings or advice must be written in easily legible letters in the language of the user's home country.

- Manufacturer stamp: Tabletops (I, II) or tables (III, IV) must carry on its underside a rectangular not-detachable label or permanent-ink stamp of minimum 18 sqcm informing about the month/year of production (pitch min. 16 pts), of the top designed as follows (see figure 19):

TABLE TOP SURFACE	
Month / Year PRODUCTION	10 / 13
<i>(Manufacturer's internal notices or codes)</i>	

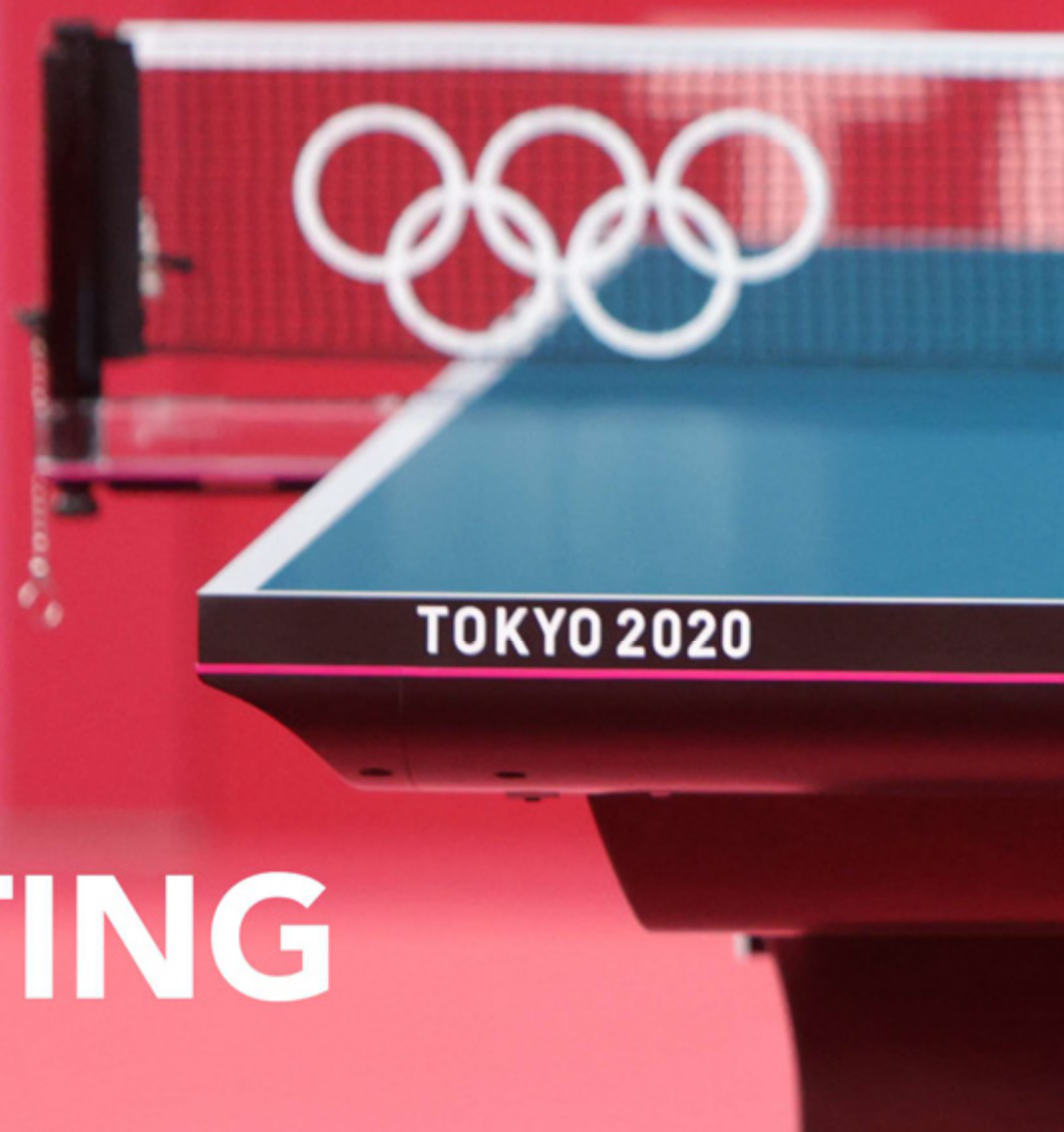
Figure 19: Manufacturer stamp

- Operating instructions: Written operating instructions must describe the regular handling and the precautions that should be taken during the setting up of the table in the playing or in the storage position and when it is rolled away;
 - o the maintenance instructions must include the warning to re-place any broken or damaged part immediately and
 - o should give instructions about cleaning of the tabletop.
 - o the folder(s) must give a contact address where the customer can get in touch with the manufacturer or the brand.
- All information should comply with international and local legislation: this is the responsibility of both the manufacturer and the local distributor.
 - o minimum information on all tabletop undersides shall be pictograms about: Children shall not play on or near the table in storage position; Moving the table on a sloping surface may be dangerous; During the unfolding and folding of the table, the user has to observe a sequence of steps and precautions.
 - o a table whose weight excessively loads the arms of one single person requires an additional warning: Folding and unfolding requires two persons!
 - o an arrow may indicate the location of a safety catch that must be unlocked manually.

ADDITIONAL REQUIREMENTS FOR THE TABLE

- Assembly instructions: A folder coming with the packaging should provide written instructions in English and at least in the language where the table is to be delivered. The assembly instructions must include:
 - o a list that allows easily identifying the loose parts and the tools required;
 - o drawings or pictures of the steps and explanations for the assembly of the parts;
 - o warnings about the precautions that need to be taken during assembly of the table including the stages where more than one adult is needed;
 - o advice about not over-tightening screws at moving parts and
 - o how to carefully test the functionality immediately after completing the setting up

THE ITTF QUALITY
PROGRAMME FOR
TABLES



TESTING

3. TESTING-PROTOCOL

3.1. TESTING PROCEDURE

PREPARATION FOR TESTING LABS

The brand or manufacturer has to send a complete table with assembly instructions to one of the two testing labs. They can choose between Germany and China.

SEQUENCE OF TESTING

1. Table specifications
 - a. Eyesight inspection
 - b. Tactile inspection
 - c. Markings/advertisements
 - d. Table dimensions
 - e. Lightness and Gloss of tabletop
 - f. Finish of surface
 - g. Locking devices (in playing and storage position)
2. Tabletop
 - a. Flatness
 - b. Friction
 - c. Ball Bounce and Regularity
3. Endurance (in playing and storage position)
 - a. Rigidity
 - b. Stability
 - c. Loading capacity
4. Report (in ITTF Approval Forms)

Two to three weeks after testing and receiving the results, the table is disposed of by the laboratory unless the brand has other plans for the table.

PREPARATION FOR ITTF EQUIPMENT OFFICE

The brand or manufacturer has to send the following sample size to the Equipment Office (for Ball Bounce on Table (BBOT) testing):

- 40 x 60 cm sample of tabletop with underside information about brand name, table name, manufacturer name, year of manufacturing and an arrow that shows the playing direction



3.1.1. COLOUR/GLOSS

The colour and gloss of the tabletop are measured with devices following the 60° specular gloss, ASTM procedure D 523.

3.1.2. FLATNESS

Test material: Directional batten, caliper gauge

To qualify for approval, the playing surface must not be warped.

A rigid straight-edged surveyor's staff about 2 m long is placed on 2 shims of identical height that rest on 2 diagonally opposed corners of the playing surface of a tabletop: the difference between the smallest and the largest gap between the playing surface and the staff shall not exceed 3.0 mm. Regardless of this criterion, however, no warping will be acceptable that is visible to the naked eye.

One means of reducing warping is to increase the thickness of the playing board, but the complete elimination of warping in this way probably requires an uneconomical thickness. A common compromise is to use at least the minimum thickness that gives the desired bounce (for tournament tables it currently varies from 18 to 30 mm) and to reinforce the underside of the top by battens around the edge, or recessed under the table, or both.

3.1.3. FRICTION

~~Test material: spirit level, triangular raft with three balls~~

~~The changes of both spin and trajectory when a table tennis ball bounces are governed by the coefficient of friction (CoF) between the ball and the table; the part contributed by the table to the CoF is almost exclusively a property of the surface finish.~~

~~It should be noted that not all balls have the same frictional properties; The CoF should be measured according to a standardized procedure including balls used and prior cleaning of balls and tables.~~

~~We formerly specified the CoF of the playing surface, but have subsequently learned that there are unidentified variables that reduce the reproducibility of the method. The following is therefore advisory, not mandatory:~~

~~The dynamic CoF between the playing surface and that of any ITTF approved ball should not be greater than 0.66 and not be less than ... (this limit will be set during 2016, and submitted to BoD in 2017). The CoF should be essentially the same regardless of the direction in which it is measured.~~

~~FRICTION WITH SLED~~

~~A simple practical method of determining coefficient of friction uses a triangular raft or sled supported on three balls, about 2 cm apart, glued to a piece of wood or other substance that gives a total weight of about 100g. The maximum angle between the playing surface and the horizontal when the sled will not continue to slip is measured. The tangent of this angle is the CoF.~~

Alternatively, the 100g sled described above may be pulled over the horizontal table at a speed of 300 mm/min, and the pulling force is measured. The dynamic CoF is pulling force divided by the weight of the sled, both in Newtons. The average of five measurements should be taken. Care should be taken that any device used for determining the pulling force should be as free from friction as possible.

Test Material: Ball Bounce on Table device by Wassing, tabletop sample from the applied table (size approx. 40 cm x 60 cm), DHS DJ40+*** balls



Figure 20: BBoT Device

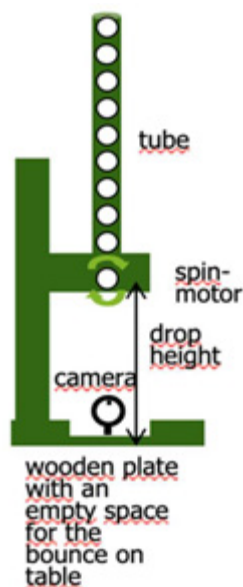


Figure 21: BBoT Description

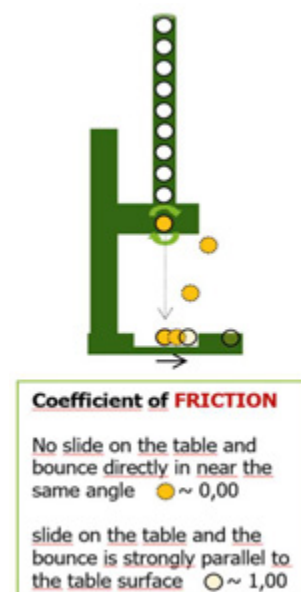



Figure 22: BBoT- Friction

20 balls will be tested on the sample board of the tabletop (of the same colour) with the BBoT testing device (see figure 20), which will measure with cameras the restitution and friction of a ball-table-combination (see figure 21). The device is first set at a height of 180 mm, rotating the ball with 67 hz (topspin), before let the ball fall through the tube and spin motor on the table surface.

The higher the friction value is, the more the ball will bounce forward (see figure 22). All 20 ball measurements on the tabletop sample will be calculated to an average result.

This average result of the coefficient of friction (CoF) must be between 0.150 and 0.350 and will be called as the reference value for any future testing/re-testing of this tabletop.

Once the result detected is within the limit, the tabletop will be categorized into one of the friction range groups and published on the equipment website.



BOUNCE/RESTITUTION

Test material: ball, bounce-framework, 300 mm spacer bar, measuring tape, software: "audacity"

Both speed and spin of a ball are affected by the resilience and the friction properties of the playing surface and other factors that all together govern the bounce.

The vertical bounce of a spin-less ball is measured by dropping an approved ball of average bounce on to the table; from a height of 300 mm, measured between the playing surface and the bottom of the ball, the ball must rebound to a height of 230-260 mm. A table will not be approved unless the bounce is legal and uniform (see below) over the entire playing surface.

Almost any tabletop constructed as described above (i.e. with at least 25 mm plywood or 18 mm particle-board) will give a suitable bounce. It is this bounce, rather than the material of construction, that is of paramount importance.

TOLERANCES

Tolerances on a table (= 2 tabletops)	
Bounces outside the limits of the mean bounce (230 – 260 mm)	0
Difference of the mean bounce of the 2 tabletops [mm]	≤ 1

Tolerances on each tabletop	
Number of average bounces more than 2.0 mm higher or lower than the mean bounce	≤ 2 average bounces
Difference of any average bounce at a special point to the mean bounce [mm]	≤ 4
Difference between maximum and minimum average bounce [mm]	≤ 5

MESAUREMENT METHODS

There are several possible methods for the measurement of the height of the bounce:

- By eye, but the operation is quite tiring, and it is subject to both random and systematic errors.
- A simple and precise method involves the formula $h=gt^2/8$, where h is the bounce height in m, g is the acceleration due to gravity in m/sec^2 , and t is the time in seconds for the complete bounce, up and down. The time t is measured electronically; a timer is started by a microphone detecting the first bounce, and is stopped similarly by the second bounce.
- By video-taping or photographing the vertex of the bounce: the camera is adjusted at the bounce summit and a scale in the background located next to the ball indicates the height. The bounce height then is determined either by the operator using a slow motion (picture by picture) procedure or by a computer calculating the exact vertex of the bounce.
- By electronic measurement before the bounce summit of the time that a ball needs to interrupt successively two light beams. The geometric mean of the measures permits calculation of the maximum bounce height.

EXECUTION

The ball should always be dropped without spin on the same spot of its surface in order to eliminate the variation due to ball structure; each measure should be tripled.

In order to investigate whether a table half has a uniform bounce, triplicate assessments of the bounce are made for each tabletop at 16 prefixed points and 3 special points such as above the legs. If one or more of the prefixed 16 points are located over fixations, they may be slightly displaced.

Using a computer program the observed bounce values can be converted into a three-dimensional plot from which the calculated uniformity can be instantly visualised.

For the calculation of the bounce uniformity, several conditions and mathematical steps have to be considered. The location of the regular and special points is given in the coordinate system [0-137]*[0-152] cm describing the whole surface of a table half with an X-Y axis system, where X refers to the tableside and Y to the table end. The figure 23 indicates the 16 regular points.

The median value of the bounce values (= average bounce) per point is used for further analysis. The median is defined as the middle observation. To assess uniformity for the whole surface, the bounce is modelled as a function of the x- and y-ordinates. This function is estimated with the available information at the 16 positions; then for the whole surface a predicted bounce value is obtained which can be 3-D-plotted and/or summarised per half.

Having 4 values per ordinate, a cubic equation can be fitted. Thus, for the bounce function the following general expression is taken:

- bounce (x,y) = $\sum_i \sum_j \alpha_{ij} x^i \cdot y^j$, where i and j range from 0 to 3 and Σ denotes the summation symbol over the index. The 16 coefficients alpha sub ij are estimated by solving the system with 16 linear equations from the 16 known assessments of the table half (it is advised to use statistical software for multiple regression). With this approach, the bounce function value on a grid position equals the reported value. From the known bounce function, the predicted bounce value is computed for arbitrary interpolative positions (x,y). From the span of the used grid, a high-density interpolation grid has been defined with step size 1 mm alongside the X- and Y-axis, and for all these points, the predicted bounce is computed. From these bounces, the minimum, maximum, mean and range for the interpolated surface are computed and a 3-D plot may visualise the behaviour of the surface in regard of bounce uniformity. The following specifications should be met for the bounce uniformity:
- The range of the predicted bounce values should be less than 10.0 mm. At the special points, the maximum value should be less than 3.0 mm higher than the maximum value given by the interpolated points. The difference between the mean predicted bounces for the two table halves should be less than 2.0 mm.

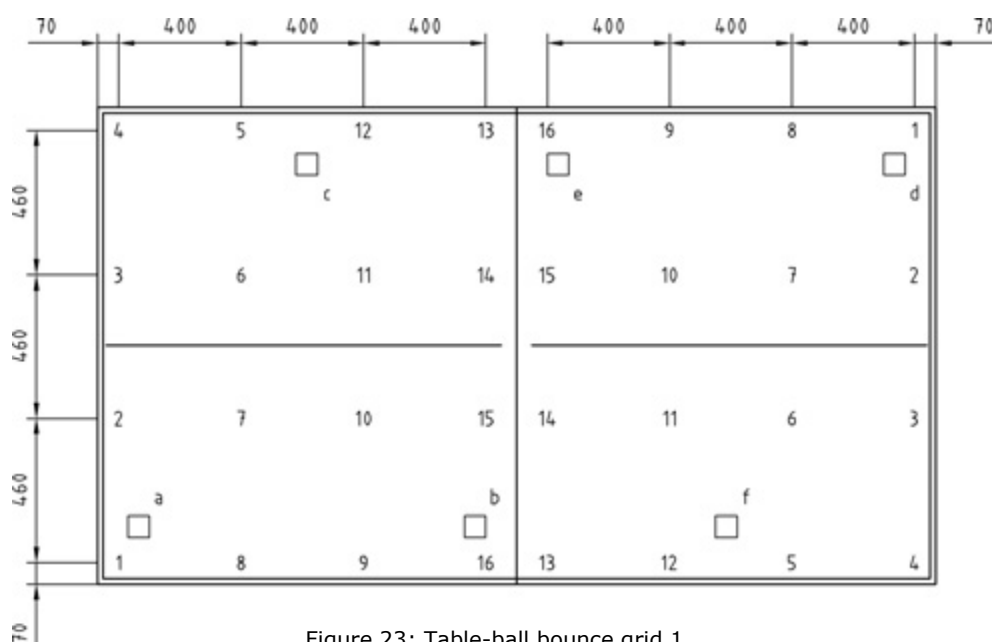


Figure 23: Table-ball bounce grid 1

A less scientific evaluation for the quality of the bounce regularity is acceptable. At each point the average bounce is calculated out of the three measurements and rounded up to the next full or half millimetre-unit; if one of the three measurements is really outlying, it may not be considered or the bounce may be repeated. The medium bounce of a tabletop is calculated through the average bounces at the 9 points prefixed according to the figure 24 and 3 special points located over legs, fixations or parts of the inner frame. If one or more of the 9 points are located over fixations etc., they may be slightly displaced.

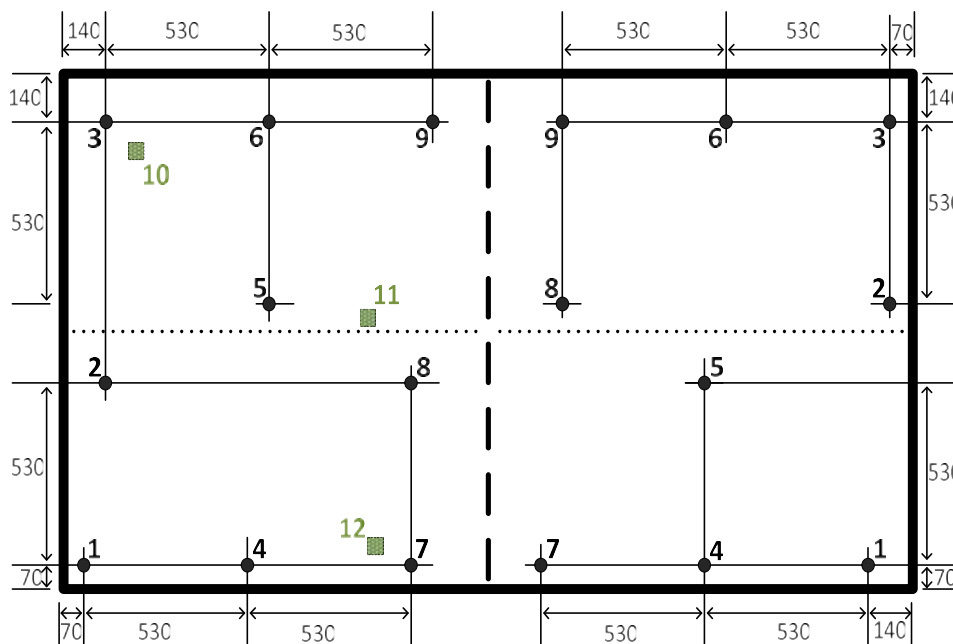


Figure 24: Table-ball bounce grid 2

3.1.4. ENDURANCE TESTS

Test material: holding bar, load cell, measuring tape, weight discs up to 80 kg, grid, stopwatch, counter device

RIGIDTY

The rigidity of a table expresses its resistance to the shift of its top when pulled by a force of 300 N in the longitudinal (figure 25) and 200 N in the transversal direction (figure 26).

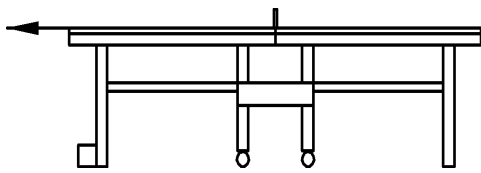


Figure 25: Longitudinal direction pulling

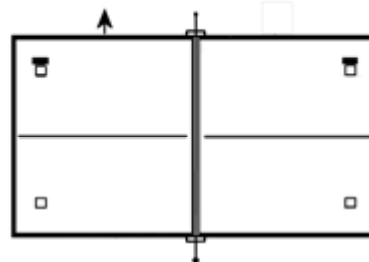


Figure 26: Transversal direction pulling

This traction is applied to the middle of the end and to the middle of the half side of a table ready to use with a mounted net and with both end-feet blocked by a 50 mm high obstacle on the floor. The shift of the tabletop in the longitudinal or in the transversal direction should be less than 10 mm. If a permanent net without clamps is attached to the table, the same rigidity shall be reached.

STABILITY

The stability expresses the strength and the resistance to deformation or/and collapse of the undercarriage under a pushing shock of 300 N in longitudinal direction on the full tabletop (figure 27) or of 200 N in the transversal direction on the table in playback position or on an isolated tabletop (figure 28). No permanent deformation and no unbalance should appear, and no part shall disconnect. The desired rigidity and stability can be achieved through a strong, heavy or other specially designed structure and through safety catches and/or wheel brakes.

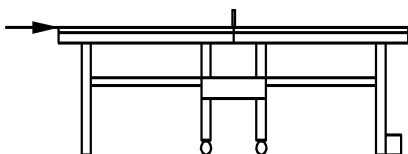


Figure 27: Longitudinal direction pushing

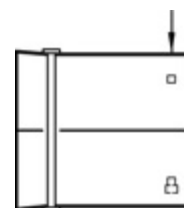


Figure 28: Transversal direction pushing

LOADING CAPACITY

The loading capacity of a table or tabletop expresses its resistance to tilting, folding or deforming when its most unfavourable spots, i.e. table end corners and net end corners are loaded with a weight of 80 kg, which shall be a disc of 30 to 35 cm diameter and whose gravity centre is applied at the interior corner of a square of 15 cm side length. The table should not show any unstable tendency during this test and not sustain any damage. The corners of the table should not considerably bend down under the load of 80 kg. During this test no net is mounted.

If a permanent net without clamps is attached to the table, the same rigidity and loading capacity shall be achieved.

LOCKING DEVICES

The locking systems must resist and not deform, when a horizontal pulling force of 200 N is applied at the top (the end) tending to unfold the raised tabletop without unlocking it. For this test the undercarriage shall be strongly fixed to the floor. After the test, the state of the locking devices is checked. The ITTF recommends that the locking devices should sustain without damage the endurance test as described in section 5.4. below.

A rollaway table-unit, in its most unfavourable position, must not tip over nor roll on a surface sloping at 10 degrees. The track between the wheels must be wide enough to give the desired stability; at least 2 brake-wheels per table unit are recommended.

MOVEMENTS

The table, in its storage position, is submitted to a test of 250 to-and-fro movements over 5 m, i.e. 2500 m with a speed of 2 km/h created by unguided pulling.

The rolling circuit (figure 29 and 30) is made up and adapted to each table. Three groups of identical obstacles, constructed in wire mesh form with eight steel wires (diameter 3.7 mm) 50 mm apart, are placed over an area 7 m long to 1,5 m wide. The distance between the first group of obstacles and the second group is equal to the width of the table (transverse distance between the axes of the wheels); the distance between the second group of obstacles and the third group is equal to the table width plus 25 mm.

This layout permits the application of stress simultaneously then alternately on the chassis as a whole and on the wheels in particular.

No locking device (except the one acting on gravity) shall unlock itself, even temporarily, or be deformed in a way that it does not function correctly after the test. The rolling devices should work properly after the test. Fixings, hinges and joints should not be damaged. A visual inspection will check all the items and detect malfunctions or possible risks.

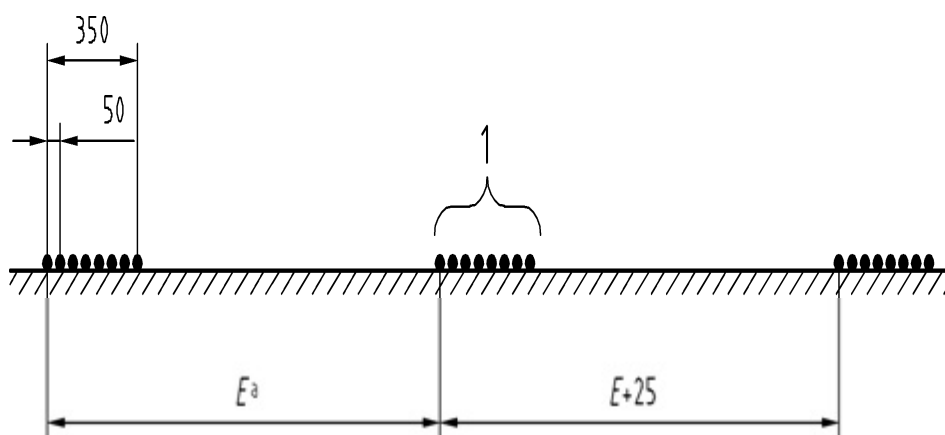


Figure 29: Group of obstacles (8 steel wires, diameter 3.7 mm)
[E = distance between 2 wheels (transverse direction of the table)]

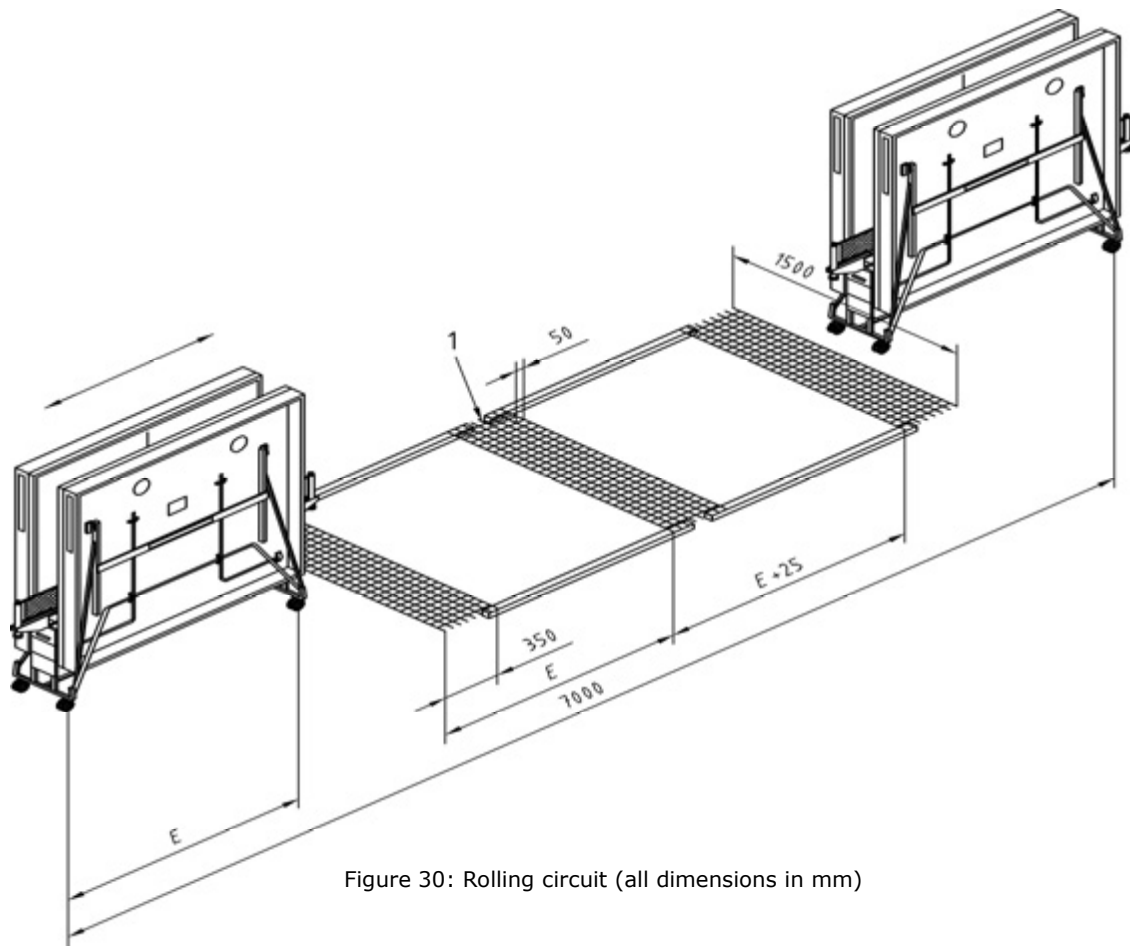


Figure 30: Rolling circuit (all dimensions in mm)



3.2. TESTING LAB

TÜV THÜRINGEN ANLAGENTECHNIK GMBH & CO. KG

Prüfstelle für Gerätesicherheit
Testing Centre for Equipment Safety
Ichtenshäuser Straße 32
99310 Arnstadt
Germany


SHANGHAI INSTITUTE OF STATIONERY AND SPORTING GOODS LTD. COMPANY

ITTF Table Tennis Inspecting Laboratory,
2735 Bao An Road,
JiaDing District, SHANGHAI 201800, P.R. China

3.3. SERVICES

Any brand bearing an approval of one or more products is invited to seek further explanations to the results of testing, to matters of calculation, statistical evaluation or – as far as confidentiality is not affected – general benchmarks from the ITTF tables testing results database. Such service is included in the approval fee.

THE ITTF QUALITY
PROGRAMME FOR
TABLES



**APPROVAL
(ANNEX)**



4. APPROVAL - REQUIREMENTS

The following document is a guide how to announce a table tennis table for ITTF approval. This requires the table to bear our standards for an ITTF APPROVED table.

The ITTF Quality Programme for tables was developed with the aim of improving the quality of competition tables produced and used throughout the world.

4.1 GET APPROVED

NEW BRAND REGISTRATION

A new brand, who wishes to enter in relationship with the ITTF and before the approval procedure can be started, needs to

- apply for registration by completing the online-form "Table Approval Form"

The ITTF reserves its right not to accept a company as a brand, for table tennis goods.

The ITTF cannot be held responsible for wrong or misleading information, or for names illicitly used by the brands.

OFFENSIVE TRADEMARKS/BRANDS

It is at the ITTF's own discretion to refuse a brand the possibility to join or continue being part of the ITTF Equipment Approval Scheme, in case of use of logos or advertising that would be considered offensive or adverse to ITTF policies.

BRANDS UNDER PLAYERS' NAMES

In case of an application by a company using a top level player's name or part of his/her name as brand name, the ITTF at its own discretion can ask the company to provide a written confirmation by the player before processing the application.

BRANDS WHO PREVIOUSLY USED THE ITTF TRADEMARK ILLEGALLY

The ITTF can refuse the application from companies who previously used the ITTF trademark for non-approved equipment under the same or different brand name on the application. The ITTF can further refuse the application from a brand who may have obtained the rights from the previous brand, who illegally used the ITTF trademark for non-approved equipment.

APPROVAL SCHEME - NORMAL PROCEDURE

Please see the application process for the company and the table tests below. Note that each step must be completed before the next one can be started.

In tables there are four different types of application:

1. TABLE – NEW
 - ➔ New table name, tabletop and undercarriage made or assembled from new manufacturer
2. TABLE – MODIFICATION of own approved table
 - ➔ Modification of the own table (table is already ITTF approved)
3. TABLE – MODIFICATION of another approved table
 - ➔ New table based on the modification of an already approved table
4. TABLE – SHOWTABLE

TABLE – NEW






STEP 1  DOCUMENTS	Applicants	Provide the following documents by email to the ITTF Equipment: <ul style="list-style-type: none"> The table form with application and dimensions: <ul style="list-style-type: none"> sheets should be filled in and signed (one EXCEL and one signed PDF) All annexes mentioned in the end of the "Dimensions" sheet of the approval form
	ITTF	After the above-mentioned documents are received, ITTF will send an email confirming all documents are correct or something is still missing or needs to be modified.
STEP 2  TABLE TEST	Applicants	Please send the following samples: <ul style="list-style-type: none"> One full table to the testing lab One sample of 40cm x 60cm to the ITTF Equipment Office: <ul style="list-style-type: none"> Write on the underside name of brand, manufacturer and product Year of production Give an arrow for the playing direction
	ITTF	ITTF will send an email informing about the test order, required sample sizes and include an invoice for the table test.
STEP 3  LICENSE AGREEMENT	Applicants	Please transfer the requested amount according to the received invoice.
	ITTF	Once the testing fee as been paid the ITTF will inform about the test results. If the table has passed all official tests, the applicants can request the time they want the approval of their tables to become effective. The ITTF will send the invoice of the approval fee for the current year.
STEP 4  PAYMENT	Applicants	Please transfer the requested amount according to the received invoice.
	ITTF	The ITTF will confirm receipt of the invoice amount.
STEP 5  APPROVAL	Applicants	Please inform the ITTF when they should publish the approved product on the ITTF equipment website.
	ITTF	The product is now ITTF approved and online on the ITTF list of approved tables.

TABLE – MODIFICATION OF OWN APPROVED TABLE

Modification of an already approved table under the same name, brand and manufacturer






<p>STEP 1</p>  <p>DOCUMENTS</p>	Applicants	<p>Provide the following documents by email to the ITTF Equipment:</p> <ul style="list-style-type: none"> The table form with application, dimensions and confirmation of sameness sheets should be filled in and signed from the brand and manufacturer (one EXCEL and one signed PDF) All annexes mentioned in the end of the "Dimensions" sheet of the approval form
	ITTF	<p>After the above-mentioned documents are received, ITTF will send an email confirming all documents are correct or something is still missing or needs to be modified.</p>
<p>STEP 2</p>  <p>TABLE TEST</p>	Applicants	<p>Necessity of full table testing depends on the modification</p> <p>Necessity of 40cm x 60cm sample to the ITTF Equipment Office if tabletop was modified:</p> <ul style="list-style-type: none"> Write on the underside name of brand, manufacturer and product Year of production Give an arrow for the playing direction
	ITTF (if testing is needed)	<p>ITTF will send an email informing about the test order, required sample sizes and include an invoice for the table test.</p>
<p>STEP 3</p>  <p>LICENSE AGREEMENT</p>	Applicants	<p>Please transfer the requested amount according to the received invoice.</p>
	ITTF (if testing and approval fee is needed)	<p>Once the testing fee as been paid the ITTF will inform about the test results. If the table has passed all official tests, the applicants can request the time they want the approval of their tables to become effective.</p> <p>The ITTF will send the invoice of the approval fee for the current year.</p>
<p>STEP 4</p>  <p>PAYMENT</p>	Applicants	<p>Please transfer the requested amount according to the received invoice.</p>
	ITTF (if approval fee is needed)	<p>The ITTF will confirm receipt of the invoice amount.</p>
<p>STEP 5</p>  <p>APPROVAL</p>	Applicants	<p>Please inform the ITTF when they should publish the approved product on the ITTF equipment website.</p>
	ITTF	<p>The product is now ITTF approved and online on the ITTF list of approved tables.</p>

TABLE – MODIFICATION OF ANOTHER APPROVED TABLE

New table based on the modification of an already approved table











<p>STEP 1</p>  <p>DOCUMENTS</p>	Applicants	<p>Provide the following documents by email to the ITTF Equipment:</p> <ul style="list-style-type: none"> The table form with application, dimensions and confirmation of sameness sheets should be filled in and signed from the brand and manufacturer (one EXCEL and one signed PDF) All annexes mentioned in the end of the "Dimensions" sheet of the approval form
	ITTF	<p>After the above-mentioned documents are received, ITTF will send an email confirming all documents are correct or something is still missing or needs to be modified.</p>
<p>STEP 2</p>  <p>TABLE TEST</p>	Applicants	<p>Necessity of full table testing depends on the modification</p> <p>Necessity of 40cm x 60cm sample to the ITTF Equipment Office if tabletop was modified:</p> <ul style="list-style-type: none"> Write on the underside name of brand, manufacturer and product Year of production Give an arrow for the playing direction
	ITTF (if testing is needed)	<p>ITTF will send an email informing about the test order, required sample sizes and include an invoice for the table test.</p>
<p>STEP 3</p>  <p>LICENSE AGREEMENT</p>	Applicants	<p>Please transfer the requested amount according to the received invoice.</p>
	ITTF	<p>Once the testing fee as been paid the ITTF will inform about the test results. If the table has passed all official tests, the applicants can request the time they want the approval of their tables to become effective.</p> <p>The ITTF will send the invoice of the approval fee for the current year.</p>
<p>STEP 4</p>  <p>PAYMENT</p>	Applicants	<p>Please transfer the requested amount according to the received invoice.</p>
	ITTF	<p>The ITTF will confirm receipt of the invoice amount.</p>
<p>STEP 5</p>  <p>APPROVAL</p>	Applicants	<p>Please inform the ITTF when they should publish the approved product on the ITTF equipment website.</p>
	ITTF	<p>The product is now ITTF approved and online on the ITTF list of approved tables.</p>

TABLE – SHOWTABLE

<p>STEP 1</p>  <p>DOCUMENTS</p>	Applicants	<p>Provide the following documents by email to the ITTF Equipment:</p> <ul style="list-style-type: none"> The table form with application, dimensions and confirmation of sameness sheets should be filled in and signed from the brand and manufacturer (one EXCEL and one signed PDF) All annexes mentioned in the end of the "Dimensions" sheet of the approval form
	ITTF	<p>After the above-mentioned documents are received, ITTF will send an email confirming all documents are correct or something is still missing or needs to be modified.</p>
<p>STEP 2</p>  <p>TABLE TEST</p>	Applicants	<p>Necessity of full table testing depends on the modification</p> <p>Necessity of 40cm x 60cm sample to the ITTF Equipment Office if tabletop was modified:</p> <ul style="list-style-type: none"> Write on the underside name of brand, manufacturer and product Year of production Give an arrow for the playing direction
	ITTF	<p>ITTF will send an email informing about the testing and required samples. The ITTF will probably carry out a separate inspection instead of testing in the laboratory.</p>
<p>STEP 3</p>  <p>LICENSE AGREEMENT</p>	Applicants	<p>Showtables are for non-commercialized market, the ITTF will not charge a testing fee.</p> <p>If the table has passed all official tests/inspection, the applicants can request the time they want the approval of their tables to become effective.</p>
	ITTF	
<p>STEP 4</p>  <p>PAYMENT</p>	Applicants	<p>Showtables are for non-commercialized market, the ITTF will not charge an approval fee.</p>
	ITTF	
<p>STEP 5</p>  <p>APPROVAL</p>	Applicants	<p>Please inform the ITTF when they should publish the approved product on the ITTF equipment website.</p>
	ITTF	<p>The product is now ITTF approved and online on the ITTF list of approved tables.</p>

4.2. STAY APPROVED

If we do not get any message that one of your products should be withdrawn, we will send you at the end of the year a mail to confirm that all products should stay approved. Afterward we will send the invoice about the approval fee for the coming year. After we received your payment all products will stay on our lists.

RE-TESTING OF TABLES

In case of concerns about the structure and quality of a specific table, the ITTF can order a re-test of the table at the brands costs: if the table does not respond to the expectations of M1, the table will be withdrawn from the list of ITTF approved tables. Approval-fees already paid will not be reimbursed.

Periodic re-testing of approved tables can be organized by the ITTF on the brands costs in order to make sure that all requirements of M1 are observed, that changes of M1 have been correctly applied to all tables and that substantial changes at individual tables have been authorised by the ITTF before their implementation.

RE-TESTING OF TABLETOPS

Every 5 years, ITTF will collect the sample board from the brands/market and test the CoF of the tabletop.

VOLUNTARY TABLETOP TESTING

Every manufacturer or brand can use the ITTF BBoT device for research testing. Therefore, a request at first and a sample afterwards has to be sent to the ITTF. A testing fee will be charged.

4.3. CHANGES

Any change of the brand or the table name, tabletop, undercarriage, locking devices and any other changes relevant for ITTF approval must be notified to the ITTF. The changes must be confirmed by the ITTF in writing.

The failure to announce changes to the ITTF will be penalized with a fine or can even lead to an end of the ITTF approval in cases of severe or repeated failures. It is the company's responsibility to inform the ITTF, in case they have changes in contact details, such as e-mail addresses, contact persons, postal address etc.

BRAND OWNERSHIP

If a company takes over the brand name from another company, who owes money to the ITTF, the equipment will remain approved only if the new owner submits a letter of confirmation, signed by the old and new owner, ensuring that all the rights and debts towards ITTF of the brand were transferred to the new owner. The ITTF will inform the new owner about delinquent payments, if any, which should be settled. Otherwise, the equipment will be removed from the ITTF Lists.



4.4. WITHDRAW APPROVAL

If the approval of one of your products shall be withdrawn, please send us a corresponding mail. The cancellation period is 3 years. After confirming your cancellation, the product will be marked with the expiring date, which means 3 years from the confirmation date on.

4.5. RE-INTEGRATION OF TABLES

A table withdrawn from the ITTF-list can re-gain approval: the ITTF decides if no test, a partial test or a full re-test is necessary.

If the withdrawal happened more than 24 months ago, a full testing is compulsory. In case a brand wishes to renew the approval in between 24 months after withdrawal, he must pay the full approval-fee for the last 2 years.

4.6. FEES

Please contact us to get the valid fee list.

TESTING

On behalf of your order to approve a table we will charge a testing fee to you after we received your samples. This testing fee must be payed independently from the result of the testing.

If a table does not pass the testing, it is your choice to stop the approval process, or send new samples. In this case we will charge the second testing like the first one, under the same conditions.

FIRST APPROVAL

After your table has passed the testing, we will charge an approval fee for the rest of the year.

YEARLY APPROVAL

In order to be able to keep the products on the list of ITTF Approved tables, the brand must pay the yearly approval fees for the first table, 2nd table, further tables and additional colours. ITTF will send an invoice at the end of the year, valid for the approval of the coming year. Payment receipt must be before the new year started to keep the products on our lists.

CANCELLATION PERIOD

The cancellation period for tables is 3 years. **50 % withdrawal fee** will be charged for this period.

CERTIFICATE



For all of your approved tables you will get a yearly valid certificate.

4.7. PENALTIES

The ITTF can fine, suspend or delete brands from its directory and suspend or delete their products from its lists in case of infringements or situations affecting negatively the table tennis game or the reputation of the ITTF or if they commercialize substances or products banned by the ITTF, after taking into account written explanations of the company about the problem.

THE ITTF QUALITY
PROGRAMME FOR
TABLES



EXPLORE



5. EXPLORE-LIST

5.1. ITTF APPROVED TABLES

Under <https://equipment.ittf.com/#/equipment/tables> you can find all currently approved tables in our data base.

New products and withdrawn ones are marked accordingly.

THE ITTF QUALITY
PROGRAMME FOR
TABLES



ANNEX

6. ANNEX

6.1. TERMS OF REFERENCE

The Laws of Table Tennis relating to the table are as follows:

- 2.1 The Table
- 2.1.1 The upper surface of the table, known as the playing surface, shall be rectangular, 2.74 m long and 1.525 m wide, and shall lie in a horizontal plane 76 cm above the floor.
- 2.1.2 The playing surface shall not include the vertical sides of the tabletop.
- 2.1.3 The playing surface may be of any material and shall yield a uniform bounce of about 23 cm when a standard ball is dropped on to it from a height of 30 cm.
- 2.1.4 The playing surface shall be uniformly dark coloured and matt, but with a white side line, 2 cm wide, along each 2.74 m edge and a white end line, 2 cm wide, along each 1.525 m edge.
- 2.1.5 The playing surface shall be divided into 2 equal courts by a vertical net running parallel with the end lines, and shall be continuous over the whole area of each court.
- 2.1.6 For doubles, each court shall be divided into 2 equal half-courts by a white centre line, 3 mm wide, running parallel with the side lines; the centre line shall be regarded as part of the each right half-court.

The Regulations for international competitions (3.2.1.2) state as follows:

- 3.2.1.1 The approval and authorisation of playing equipment shall be conducted on behalf of the Board of Directors by the Equipment Committee; an approval or authorisation may be suspended by the Executive Committee at any time and subsequently the approval or authorisation may be withdrawn by the Board of Directors.
- 3.2.1.2 ... the equipment ... shall be selected from brands and types currently approved by the ITTF.
- 3.2.5.3 ...fluorescent, luminescent or glossy colours shall not be used anywhere in the playing area...
- 3.2.5.6 Advertisements on the table shall comply with the following requirements:
 - 3.2.5.6.1 There may be 1 permanent advertisement of the manufacturer's or supplier's name or logo on each half of each side of the table top and on each end.
 - 3.2.5.6.2 There may be 1 temporary advertisement, which also can be of the manufacturer's or supplier's name or logo, on each half of each side of the table top and on each end.
 - 3.2.5.6.3 Each permanent and each temporary advertisement shall be contained within a total length of 60cm.
 - 3.2.5.6.4 Temporary advertisements shall be clearly separated from any permanent advertisements.
 - 3.2.5.6.5 Advertisements shall not be for other table tennis equipment suppliers.
 - 3.2.5.6.6 There shall be no advertisement, name of table, name or logo of the manufacturer or supplier of the table on the undercarriage, except if the table manufacturer or supplier is the title sponsor of the tournament.
- 3.2.5.7 There may be 2 advertisements on nets on each side of the table which shall be clearly different from the colour of the ball in use, shall not be within 3cm of the tape along the top edge; advertisements placed on parts of the net within the vertical extensions of the side lines of the table shall not obscure visibility through the mesh.

6.2. DEFINITIONS OF TERMS AS USED IN THIS DOCUMENT

BoD	ITTF Board of Directors
Approval	The certification for conformance to the technical standards as set by the ITTF, for shared playing equipment like balls, nets, sports floors and tables.
ITTF Lists	Lists of ITTF Approved Equipment
Manufacturers	Companies producing equipment
Distributors	Companies not owning ITTF Approved Equipment under their own brand name, but selling one or more brands of ITTF Approved Equipment.
Companies	Official companies who have a registered brand
Brand	Registered brand
Product	Particular name used to describe a specific product of a brand.
Testing	The series of tests and measurements required to verify quality, safety and compliance with ITTF requirements in order to get approval by the ITTF.
Initial testing	The very first testing required for new non-approved equipment, before approval may be granted.
Re-testing	Any repeated testing either because of a prior failed test, of a periodically scheduled quality inspection, or of a problem with a specific model.
Full testing	Full testing includes all tests and measurements defined in the manuals.
Partial testing	selects the tests and measurements needed for the purpose of the testing.
Quality	All regulations and measures targeting to provide customers and users with the assurance best- quality equipment, manufactured in full respect of ITTF technical and safety standards and marketed/labelled in a complete, non-misleading way.
Final Approval	The equipment item fulfils all ITTF requirements.
Provisional	The equipment fulfils the ITTF requirements, but needs to proof at an ITTF tournament that it fully meets the specifications and expectations before approval becomes final. Provisional approvals may be subject to conditions.
Withdrawal	Approval discontinued, when requested by the suppliers.
Suspension	Approval provisionally or temporarily discontinued, when decided by the ITTF.
Deletion	Approval permanently discontinued, when decided by the ITTF.
Infringement	Any action of violation of the ITTF policies, laws and regulations.



Sanction

Warnings and penalties imposed by the ITTF to brands in case of infringements.

End of M1



**THE ITTF QUALITY
PROGRAMME FOR**

FLOORING



MANUAL

OCTOBER 2023

1. THE ITTF QUALITY PROGRAMME FOR FLOORING

- 1.1 INTRODUCTION
- 1.2 ITTF LOGO & TRADEMARK
- 1.3 CONTACT

2. STANDARDS TO ACHIEVE

- 2.1 PRODUCT & BRAND
- 2.2 MATERIAL OF THE FLOORING
- 2.3 MANUFACTURING
- 2.4 APPEARANCE
- 2.5 GENEREL CRITERIA
- 2.6 SPECIFICATIONS
- 2.7 ADVERTISEMENTS/MARKINGS ON FLOORING
- 2.8 INSTRUCTIONS
- 2.9 UNDERLAYER AND UNDERCONSTRUCTION

3. TESTING - PROTOCOL

- 3.1 TESTING PROCEDURE
- 3.2 CALCULATIONS
- 3.3 TESTING LAB
- 3.4 SERVICES

4. APPROVAL - REQUIREMENTS

- 4.1 GET APPROVED
- 4.2 STAY APPROVED
- 4.3 CHANGES
- 4.4 WITHDRAW APPROVAL
- 4.5 REINTEGRATION OF FLOORING
- 4.6 FEES
- 4.7 PENALTIES

5. EXPLORE - LIST

5.1 LIST OF ITTF APPROVED FLOORING

6. ANNEX

6.1 TERMS OF REFERENCE

6.2 DEFINITIONS OF TERMS AS USED IN THIS
DOCUMENT

1.1. INTRODUCTION

For many decades we have played table tennis on wooden floors, whose properties have been much appreciated by our players. Nowadays they are quite expensive, are becoming more difficult to find and are replaced by more point-elastic flooring systems. Furthermore, the wooden floors that we have used, even in major events such as the World Championships, have often been, to our eyes, disfigured by markings of other sports; in recent years we have seen more and more floors covered by other materials, either to upgrade a floor made of an unsuitable material without sporting qualities such as concrete, or to cover those markings, or to enhance the presentation through a more adequate colour, or to allow similar playing conditions all around the world, or to allow to apply advertising belonging to the ITTF or the organizer. That covering can be of painted wood, but more often it has been a synthetic laminate.

The International Table Tennis Federation tests and approves flooring, thus setting a high standard for sporting quality and safety during international competitions.

The objects of this manual are to describe the optimum for non-permanent flooring; to illustrate the need for compromise between medical, financial, sports and other criteria as presentation inside a venue or at TV; and to assist manufacturers, architects and engineers on the design of flooring material.

The brand and the user always shall keep in mind that table tennis players need to move with short steps which include many starts and stops as well as rotations, and that the soles of the footwear used may vary from softer rubber to harder polyurethane. The floor shall neither be slippery through its surface or too a high restitution of energy so that safe starts and stops are possible nor be sticky so that the feet cannot follow the numerous rotations of the body which may harm joints and ligaments; it shall not be too hard bearing the risk of shocking the joints as especially knee and hip or be too soft so to excessively stress and tire the muscles and increase players' impression that the game is slowed down. Finally, the colour and gloss are important factors for the attractive presentation in the venue and at TV, keeping also in mind that the table tennis ball is small and most speedy.

The present manual only applies to non-permanent table tennis mats or flooring systems. The ITTF intends to develop similar requirements for permanent sport floors and to entrust Testing Institutes all over the world to check the good suitability of permanent floors for table tennis practice and events; ITTF may issue a payable label "suitable for table tennis".

High performance in modern sport cannot be achieved without good equipment. Although the expert and the beginner require different degrees of excellence, both need equipment of a consistent and safe standard. Perhaps the most important item of table tennis equipment is the table, for with a bad model that produces abnormal, irregular or unpredictable bounces not even enjoyment can be obtained.

The ITTF wishes to create a safe, sporting and nice flooring system for all events, and appeals upon the floor brands to apply all requirements and recommendations and upon the associations to make good use of the ITTF approved flooring material. Additionally, the ITTF recommends that its manual also will inspire brands and users of permanent floors to install a table tennis suitable quality.

In the present manual, the ITTF lays down requirements, recommendations and explanations about flooring in table tennis and describes the documents, data and test results providing the information needed before approval of a floor may be given.

1.2. ITTF LOGO AND TRADEMARK

The ITTF approved flooring are identified by their product names and by the ITTF logo, or other ITTF indications. They must wear the ITTF logo wherever they are sold or used! All names must be in Roman or Latin letters, and additionally they may be in another language. The name may contain numbers.

The ITTF will make its best effort to ensure that the trademark or brand name does not infringe on the already existing flooring brands. The ITTF is not responsible for any illegal use of registered trademarks. Verifying the correct and legal use of trademarks is not part of the ITTF approval procedure.

1.3. CONTACT

ITTF Equipment Office
Kaesenstrasse 17
50677 Cologne - GERMANY
Tel: +49 221 42343366
E-mail: equipment@ittf.com



**THE ITTF QUALITY
PROGRAMME FOR**

FLOORING

STANDARDS

2. STANDARDS TO ACHIEVE

A brand may have ITTF approved flooring differing in:

- thicknesses i.e., < 5 mm or > 5 mm
- use on i.e., sports floor or concrete
- colour i.e., red or blue
- layer material i.e., PVC or rubber
- presentation i.e., rolls or tiles
- brand and model name which must be different when characteristics have changed

A goal of the ITTF is to give players safe, not straining and nearly the same playing conditions everywhere.

A second one is to offer both the public in the sports hall and the TV-viewers uniformity and attractiveness that are a characteristic of our sport. Therefore, a uniform and pleasant presentation of the playing area is essential; it includes that the quality and the colour of floor, table and surrounds match.

Furthermore, the necessity of a floor contrasting clearly with the ball ensuring its visibility under all kinds and angles of lighting is fundamental for players, spectators and camera people.

The approval of the ITTF will always specify if the floor mat can be used directly on concrete or if it requires a sporting, springy under-layer, as described in chapter 2.6. SPECIFICATIONS (Sporting Qualities).

2.1. PRODUCT AND BRAND

Each floor must have a specific name that distinguishes its surface from others.

The name of a product is always composed by the brand name and the product name. Both together define the product in a unique way so that confusions will be avoided and consumers are correctly informed.

A substantially changed or a new product must bear a name which is different from a name that is presently used or has been used during the past 10 years for the same type of flooring.

The brand is allowed to apply for additional surface colours for one flooring product under the same name, the ITTF may decide case by case and may therefore initiate testing.

2.2. MATERIAL OF THE FLOORING

The material used for the floor may be recyclable; but this shall not be a criterion for approval.

2.3. MANUFACTURING

ITTF recommends manufacturers and brands to strictly apply the technical and other legal regulations of the user's home countries. The ITTF cannot be held responsible in case of non-observance of any additional or different national request; the ITTF approval sets up ITTF standards guaranteeing a safe and reliable table tennis at top-level events.

Another technical document whose reflections, methods and conclusions are inspiring the present manual is the European Norm EN 14904 "Surfaces for sports areas – Indoor surfaces for multi-sports use – Specification" and similar continental or national norms.

New materials, new manufacturing processes or a change of the producer, what could result in different properties, need to be announced to ITTF and require new testing.

2.4. APPEARANCE

A floor mat once laid down shall be and remain flat, regular and continuous; its bands shall touch so that a final floor does not show undulation or gaps which could trap the player's feet or worry him.

A floor may not be glossy; and its haze gloss shall be as low as possible so that its colour shall not be affected by the intensity of the light and the angle of observation.

The table shall not indent the floor in a way that its height is no more regular. Tables and umpire chairs shall not leave permanent marks on the floor mat. Additionally, the floor surface may not show abundant and permanent scuff marks of the player's footwear or traces of adhesive tapes or advertisements.

2.5. GENERAL CRITERIA

MEDICAL AND PHYSIOLOGICAL

A synthetic flooring system shall be supportive to the practice of table tennis by reducing possible harm to muscles, tendons and joints of the players, resulting in fewer accidents and less injury from accidents and making play less tiring or stressing. The suppleness, shock absorbance, energy restitution and coefficient of friction of the flooring may respond to the specific situation of table tennis play. The floor also should not be so bright or shiny that the player has trouble and getting tired seeing the ball. A sports floor shall not release any volatile organic solvents; neither shall the adhesive tape possibly used for its installation.

SPORT

The floor shall permit the athlete to start and stop readily and allow easy rotation of his feet, and as he moves it should not feel slippery or too sticky. The floor shall also permit easy rolling and rotating movements of the wheels of a wheelchair, and its edges and joints shall be able to endure torque and shift initiated by the wheels. This is not simply a matter of designing the surface but also of all over softness and resilience. The floor should not be noisy, and it should not transmit vibrations to the table.

PSYCHOLOGICAL

The performance of an athlete depends to a great extent on his level of nervous energy and confidence in the facilities. The design of floor should take into account this scientific knowledge. For instance, regardless of the factors of the previous paragraph, the floor mat should not feel so different that the athlete has difficulty adjusting to it or gets mistrustful.

TECHNICAL AND FINANCIAL

THE ITTF QUALITY PROGRAMME FOR FLOORING - MANUAL

The cost of a floor includes not just the purchase price, but also the ease, time and cost of installation and removal, the cost of repairs and cleaning, and the replacement cost, i.e. durability. The ideal floor will feature a good compromise between cost, performance and longevity.

2.6. SPECIFICATIONS

COLOUR AND LIGHTNESS

The colour of the floor shall provide a good contrast to the colours of the tables and balls, it should not be too bright for players or TV and it should not be too dull for spectators inside a sports hall. Bright red or orange floors do not permit the use of orange balls. The brand shall provide the colour composition according to the CIELAB system. Colours should be dark with a lightness factor $L < 40$ %. The ITTF may tolerate lightness up to 44%, if the appearance and colour of the surface remains dark. It is reminded that 1 % of the male population worldwide (8 % with a North European ancestry) do not distinguish green and red (Daltonism or Deuteranopia). The ITTF will only list basic or common colour names, but not the manufacturers' colour nuances.

GLOSS

Gloss compares the intensities of the reflected light and incident light beam at the same angle. High gloss is obviously undesirable at any angle: defensive players can be looking vertically downwards when chopping, and attackers can be looking almost horizontally, as can spectators and cameras, and depending on the position of the lights they may be dazzled.

The (specular) gloss is determined with a gloss meter according to ISO 2813. A gloss of more than 6.0 at 60° is not acceptable. Gloss may not be easily or correctly measured on textured surfaces; a decision may be taken by eyesight.

Haze gloss describes the intensity of the light diffused in all directions by the floor surface. High haze gloss, especially under strong light, considerably reduces the colour tone to grey or white which is adverse to the efforts to present a colourful table tennis, in the venue, at pictures and at TV, taking into account that our sports uses white, small and speedy balls. There is no really satisfying measurement for the haze gloss of floors, but the manufacturers are invited to include pigments into their floor surface which effectively absorb light. A decision may be taken by eyesight or by an adequate test using a haze-meter.

Lightness and Gloss Tolerances	
Lightness [%]	≤ 40
Gloss at 60° [Gloss-Unit]	≤ 6
Gloss at 85° [Gloss-Unit]	-

SHORE – A – HARDNESS

In order to attribute an identity card to the floor and detect changes in the composition of the surface and in the manufacturing procedure, the ITTF may ask the brand for the following data issued by a certified laboratory. If they are not provided ITTF may entrust a Testing Institute with the tests and measurements at the brand's costs.

- a) Shore hardness A of the top layer of the floor mat
- b) Shore hardness A of the complete floor mat
- c) Differential Scanning Calorimetry (DSC): analytical graph of the top layer.

THE ITTF QUALITY PROGRAMME FOR FLOORING - MANUAL

RESISTANCE TO WEAR (TABER ABRASER)

The ITTF does not determine abrasion of the movable floors. For floors installed permanently with tables always at the same position a Taber abrasion test may be useful and achieved, and the floor brand shall provide its result according to EN14904 or a specified similar norm.

Resistance to wear Tolerances [mg]	
Standard-Surfaces	≤ 1000
Coatings and lacquers	≤ 80

COEFFICIENT OF FRICTION

Many of the available synthetic floors seem to have frictional properties that are generally acceptable to most players, but floors nevertheless differ from each other so that the playing conditions are not the same all over the world. The skidding features of a dry and clean sports floor can be determined by the British Pendulum Tester (according to ~~the EN Norm 16837 AFNOR 90-106; nearly identical to ASTM E-30~~).

Coefficient of Friction	
Standard rubber slider	88—98 80 - 110
Urethane TT-shole sole	80 - 110
Rubber TT-shoe sole	80 - 110
Scuff marks of the soles used on the slider	some; light

SPORTING QUALITIES – SHOCK ABSORPTION

The magnitude of the shock absorption i.e. the reduction of the impact force by the mat expresses its safety and comfort at the impact of a body falling onto its surface.

The measured reduction of the force at the impact is given as the percentage of a reference impact force of 6760 N which is the calculated maximum impact force on a non-shock-absorbing surface, like concrete.

Magnitude of Shock Absorption (MSA) [%]	
On sports floor	20—30 20 - 45
On concrete	20 - 30

SPORTING QUALITIES – VERTICAL DEFORMATION

The (maximum) vertical deformation of the surface under an applied load expresses the suppleness of the mat which governs the ease and safety of walking and running. The vertical deformation will be measured

- For a floor, covered or not by a movable floor mat, with a wider reaction (e.g., a wooden or synthetic gymnasium floor, a wooden undercarriage lying on joists and felts, or styropor covered by agglomerate or wood, etc.)
- For a floor with a local reaction only (e.g., concrete directly covered with a movable mat or wood) whose force reduction is between 24 and 30%.

THE ITTF QUALITY PROGRAMME FOR FLOORING - MANUAL

Vertical Deformation [mm]	
On sports floor	1,6 – 2,5 1,6 – 4,2
On concrete	1,6 – 2,5
Floors with local reaction whose MSA 20-30 %	1,5 – 2,5

SPORTING QUALITIES – ENERGY RESTITUTION

The maximal speed of the impactor at the end of the impact is an expression of the capacity of the floor to return the absorbed energy.

Energy Restitution [%]	
On sports floor	50 – 68 42 – 68
On concrete	50 – 68
Floors with local reaction whose MSA 24-25 %	48 – 68

FLATNESS

The flooring has to be totally flat after 24 hours setting up under 21-25°C room conditions. All used fastening systems should be safe, durable and keeping the flatness of the flooring.

RESISTANCE

Any type of movable flooring should be capable of being installed and removed at least fifty times before it has to be discarded. It must be impervious to water. It must withstand the rigours of tournament play of at least 1500 hours. Impressions left by semi-permanent weights, e.g., the legs of a table left on the floor for the duration of a week-long tournament, should be invisible within 24 hours after the force is removed. The residual of the flooring after indentions should be less than 0,50 mm. No undulation tendencies shall appear with age.

The floor should be capable of use at any temperature between 10° and 40°C; it should not be embrittled by storage at -20°C, nor damaged by storage at 60°C, nor stiffened at 5°C.

If the flooring is to be installed permanently, it shall meet the above criteria except those referring to installation and removal and to storage. Additionally, it shall be capable of fairly steady use, e.g., in a fulltime table tennis training centre, for ten years.

FIRE RESISTANCE

The brand must prove that its product complies with the relevant laws and regulations of the market; the ITTF may ask for a certificate of tests passed and its classification regarding the reaction to fire of the floor mat. For the European market the relevant certification shall be according EN 13238 and EN 13501-1, and the minimum class required by ITTF is CFLS2.

Classification of Fire Resistance	A _{1FL} ; A _{2FLS1} ; B _{FLS1} ; C_{FLS1} ; A _{2FLS2} ; B _{FLS2} ; C_{FLS2}
-----------------------------------	--

VOLATILE ORGANIC SOLVENTS (VOC)

The flooring mats must not release volatile organic solvents; a measurement with the MiniRAElite device shall remain under 3.0, both on the underside and on the surface, when run as for the ITTF racket testing.

VOC [ppm]	
Surface	< 3,0
Underside	< 3,0

SURFACE TREATMENTS

In order to avoid initial slipperiness, the surface of a new floor shall be delivered without wax or similar treatment; the surface shall not require special treatment, except during cleaning.

2.7. ADVERTISEMENTS/MARKINGS ON FLOORING

USE AND REMOVAL OF ADVERTISEMENTS (PRE-DOCUMENT)

The number, the dimension and the location of advertisements on the floor shall observe Regulation 3.2.5.6. for International Competitions. The markings on the floor shall not include the colour of the ball and no white*, and they shall include not more than 2 colours. Their friction coefficient and gloss shall not be different from those of the flooring surface. The floor brand shall provide the technical data and instructions how to manufacture, apply and take off advertisements.

* Only "nearly" white is allowed: in CIE-La*b*-System, L shall be less than 90% for any colour used, but this limit may be adapted in future.

REQUIREMENTS FOR FLOORING-UNDERSIDE

The underside of the flooring mat must wear the name of the brand and of the floor at least once per sqm. The top surface may not wear any name or distinctive logo of the brand (exception see above: regulation 3.2.5.6 for non-permanent markings).

A «made in <Country>» marking should be added on the underside of the floor together with the brand and model name.

USE OF ITTF LOGO

For more information how to use the ITTF Brandings on for example brochures or promotional material and for the versions of the ITTF logo, please contact the Equipment Department.

2.8. ANNEXES AND INSTRUCTIONS

USE AND INSTALLATION (PRE-DOCUMENT)

- System and installation guide of joining, removal and storing of the floor

CLEANING AND MAINTENANCE (PRE-DOCUMENT)

The cleaning procedure shall be achieved with environmentally friendly substances as recommended by the floor brand. The brand must provide a detailed description about cleaning operations and products and certify that the recommended products are biodegradable; there shall be separate instructions for normal cleaning and for removing marks from the shoe soles.

ADDITIONAL REQUIREMENTS FOR THE FLOORING (PRE-DOCUMENT)

- List of events the flooring was already used
- Cut Through Drawing or Diagram of the flooring and its different layers
- Photo of frontside
- Photo of backside with information as described above

2.9. UNDERLAYER AND UNDERCONSTRUCTION

A thin floor mat, typically up to a thickness of 5mm, only shall be used on an underground with sporting properties, never directly on concrete or tiles. A thicker floor mat may have sporting properties good enough to be used directly on a rigid ground; but it may possibly not be suitable to be used on a sports floor or other supple underground.

If the floor cannot be used directly on a floor not showing adequate resilient properties like concrete, an undercarriage or under-construction introducing the missing sporting features is needed; it may ensure the same properties all over the playing area. This may be an existing sports floor, preferably a combined-elastic sports floor. This may be an under-construction specially designed and set up for the tournament, with a reduced area-elasticity to prevent the table from moving when the player jumps. Such under-construction may be a wooden undercarriage lying on joists and felts. It may be Styropor i.e. expanded polystyrene (28 to 30mm thick) or another similar point elastic material covered by agglomerate or wood (17 to 19mm thick). The pieces of the under carriage shall connect in a way that play does not create horizontal or vertical shifts, and that their junction does not line the synthetic surface floor mat. Additionally, the designer of a floor or an under-construction must take care that it does not produce noise; a thin, soft but tear-proof under-layer directly on concrete may help.

For an under-construction using wood or derivatives the brand shall add a certificate that it does not release formaldehyde (tests EN 717-1 and EN 717-2).



**THE ITTF QUALITY
PROGRAMME FOR**

FLOORING

TESTING

3. TESTING-PROTOCOL

Together with experts, specialized testing labs and the flooring companies, the ITTF Equipment Committee develops test procedures, which allow a simulation of the requirements of the table tennis sport.

3.1. TEST PROCEDURE

SAMPLE – PREPARATION FOR TESTING LAB

The brand or manufacturer must send different pieces of flooring and the used joining system to the ITTF testing lab:

- 4 m x 1,5 m sample of flooring with underside information about brand name, model name, manufacturer name and year of manufacturing
- 1 m x 1,5 m sample of flooring with underside information about brand name, model name, manufacturer name and year of manufacturing
- Joining/Fastening system, for example 1 x role of adhesive tape (minimum 10 m)

SEQUENCE OF TESTING

1. Flooring specifications
 - a. Eyesight inspection
 - b. Tactile inspection
 - c. Markings/advertisements
 - d. Colour, Lightness and Gloss
 - e. Cut Through/Layering
 - f. Document and provided certificates analysis
2. Flooring qualities
 - a. Shock Absorption
 - b. Vertical Deformation
 - c. Energy Restitution
 - d. Friction
3. Endurance
 - a. Resistance
 - b. Durability
 - c. Flatness
4. Report (in ITTF Approval Forms)

Two to three weeks after testing and receiving the results, the flooring is disposed of by the laboratory unless the brand has other plans for the flooring.

SAMPLE – PREPARATION FOR ITTF EQUIPMENT OFFICE

The brand or manufacturer must send the following sample size to the Equipment Office:

- 1 m x 1,5 m sample of flooring with underside information about brand name, model name, manufacturer name and year of manufacturing

THE ITTF QUALITY PROGRAMME FOR FLOORING - MANUAL

- 16 cm x 16 cm sample of flooring with underside information about brand name, model name, manufacturer name and year of manufacturing

~~SAMPLE – PREPARATION FOR ITTF EQUIPMENT COMMITTEE MEMBER~~

~~The brand or manufacturer must send the following sample size to the responsible Equipment Committee member (addresses will be provided):~~

- ~~— 1 m x 1 m sample of flooring with underside information about brand name, model name, manufacturer name and year of manufacturing~~
- ~~— 16 cm x 16 cm sample of flooring with underside information about brand name, model name, manufacturer name and year of manufacturing~~

COLOUR/GLOSS

The colour and gloss of the flooring surfaces are measured with devices following the CIELAB system and 60° and 85° specular gloss, ISO 2813.

Test equipment: Colourimeter KONICA MINOLTA CM600D able to give Lab coordinates and RAL colour using a library
Gloss meter following EN ISO 2813 (KSJ Instruments HG68-F2)

THICKNESS

According to the EN 1969 Method A, the overall thickness of the flooring is measured with the below mentioned ~~thickness device~~ digital comparator. In addition to separate the thickness into several layers a digital microscope is used.

Test equipment: Electronic comparator Mitutoyo Model ID-C125XB 0.001 – 25.4mm and Dino-Lite Edge Digital Microscope Magnification 0 – x 250

SPORTING QUALITIES

The ability of the floor to absorb shock, its suppleness i.e. the vertical deformation in response to a vertical force or impulse and its energy of restitution are properties which will be considered. Therefore, an impactor including a steel spiral spring (weight 20kg, impacting steel plate of diameter 70mm) is dropped from a certain height of 55mm. The results are recorded and evaluated according to the testing procedure "Triple A" (Advanced Artificial Athlete). The relevant tests are achieved on an under-construction made of styrodur (about 29mm thick, and having a density of 34kg/m³) covered by agglomerate (about 19mm thick, having a density of 624kg/m³) for all floors thinner than 6mm. For thicker floors the tests are run either on concrete or on the above mentioned under construction or on both according to the use intended.

The bounce of the ball on the floor is not an important criterion.

The above described requirements have been developed for movable synthetic floor mats; for other types of movable springy floors made of wood or synthetic tiles, ITTF – before deciding about acceptability - will consider the entirety of especially the sporting properties, but may also take into account other qualities.

Test equipment: AAA equipment followed the XP CEN/TS 16717 standard

FRICTION

The friction pendulum (1.5 kg) with a standard rubber slider contacts the floor over a specified distance; the greater the friction, the more swing is retarded. The skid coefficient of a table tennis floor ~~should~~ shall be between 80 to 110, according to the EN Norm 16837 ~~88 and 98, according to AFNOR 90-106 (nearly identical to ASTM E 30)~~. A higher number implies higher friction. This friction pendulum method has the disadvantage of not working well with profiled floor surfaces. Unfortunately, there is no reliable, internationally admitted standardized procedure for measuring the friction of those surfaces. Experiments trying to modify existing test procedures as EN12502-6 are still under way.

The present methods share the disadvantage of defining the friction with respect only to the material of the slider. As shoe soles are made of various natural and/or synthetic materials and have different designs, it is normal that they have different frictional characteristics. Defining the properties of the floor so that it permits good table tennis to be played with any of these types of shoes is a compromising task. It may eventually prove necessary to consider the compositions of both the flooring and the shoe sole (= slider of the test device), but the ITTF purposely does not wish to describe or exclude shoe designs or materials.

One problem with synthetic flooring is scuffing, as evidenced by visible marks that are inimical to a fine presentation. These marks are the result of wear of the shoe-soles, suggesting that those floor surfaces may be too rough. Such peculiarity may render the floor mat unacceptable for its use in table tennis whatever the result of the friction test may be. (N.B. marks resulting from the wear of soft white rubber soles or of the colouring of black soles which normally are prohibited in sports halls may not disqualify a floor).

Test equipment: Pendulum Munro Stanley London following ~~EN 13036-4 or~~ EN 16837 test methods – Slider 57 Shores

RESISTANCE AND DURABILITY

The behaviour under a rolling and rotating load is determined by stressing a small part including the critical area, i.e., the joints of 2 floor bands, by the repeated traversing and revolving around a vertical axis of a loaded wheel. The norm EN 1569 is applied, adapted and completed as follows: steel wheel diameter 100 mm, wheel width in contact with floor 30 mm edges rounded by a radius = 1mm, load of the wheel 80 kg, 150 rolling to-and-fro movements at a speed of 1m/s at 10° to the direction of the joint and at 80° to this direction, always on the same small part. ~~50 rotating movements around a vertical axis at an adequate angular velocity.~~ For this test 2 samples (150cm long, 100cm wide) of the floor will be joined together according to the instructions of the floor brand. The test institute may decide if a lateral stabilization or fixation is needed. The intended use of the floor will decide if it is tested above concrete or the under carriage as defined under Sporting Qualities. After the test, resulting damage is observed and quantified, if possible.

The gap (joints) between the flooring samples after rolling load will be measured, as well as the indentation of the flooring after the 150 cycles rolling load movements. The result of both measurements shall be less than 0.5mm.

The resistance to rolling will be determined and it may evaluate the floor's suitability for wheelchair table tennis play.

The resistance of the floor to indentation and residual indentation are determined by measuring the depth of penetration of an indenter and by measuring the recovery of the material after 5 minutes and after 24 hours, using the cylindrical steel indenter described in EN 1516 (500N

THE ITTF QUALITY PROGRAMME FOR FLOORING - MANUAL

during 5 hours, radius = 25 mm, rounded edges). This measurement will take place on a rigid structure like concrete at a temperature of 20 – 25°C. The ~~maximum initial indentation shall be less than (to be determined) mm, and the~~ residual indentation after 24 hours shall be less than 0.5mm.

Test equipment: ~~Manual test method for rolling load with an equipment following the EN 1569 test method (homemade test equipment)~~
Equipment for indentation compliant to EN 1516 test method (homemade test equipment)

FLATNESS

All properties of the floor, including both visual and mechanical, ~~should~~ **shall** be uniform over the entire surface. Fastening systems (e.g., Velcro, Adhesive tapes, Glue bonding, Zip-fastener) are acceptable only if durable, if they keep the floor uniform, even and safe and if they are not visually distracting. The floor, once set up and correctly fixed ~~(due to transporting bulge of the end parts, cut the backside flooring part at both end and tape the outside lines of the full flooring (as it will be done at the event))~~, ~~may~~ **must** stay without any undulation: its thickness and structure as well as the notice of use (rolling up and out, storage, use, cleaning etc.) shall guarantee the best possible result; ~~four~~ **24** hours after rolling out and setting up the flooring at a temperature of 21° to 25°C, it shall be completely flat. A test may be performed accordingly on a floor sample 3m x 1m; ~~24 hours after being rolled out it shall be flat.~~

~~Test equipment: Manual test method for rolling load with an equipment following the EN 1569 test method (homemade test equipment)~~

3.2. TESTING LAB

LABOSPORT FRANCE
TECHNOPARC DU CIRCUIT DES 24 HEURES
CHEMIN AUX BOEUFS
F 72100 LE MANS (FRANCE)

3.3. SERVICES

Any brand bearing an approval of one or more products is invited to seek further explanations to the results of testing, to matters of calculation, statistical evaluation or – as far as confidentiality is not affected – general benchmarks from the ITTF flooring testing results database. Such service is included in the approval fee.



**THE ITTF QUALITY
PROGRAMME FOR**

FLOORING

APPROVAL

4. APPROVAL - REQUIREMENTS

The following document is a guide how to announce a table tennis flooring for ITTF approval. This requires the flooring to bear our standards for an ITTF APPROVED flooring.

The ITTF Quality Programme for Flooring was developed with the aim of improving the quality of competition flooring produced and used throughout the world.

4.1 GET APPROVED

NEW BRAND REGISTRATION

A new brand, who wishes to enter in relationship with the ITTF and before the approval procedure can be started, needs to

- apply for registration by completing the first sheet "Approval" in the online excel form "FLOORING – approval form"

The ITTF reserves its right not to accept a company as a brand, for table tennis goods. The ITTF cannot be held responsible for wrong or misleading information, or for names illicitly used by the brands.

OFFENSIVE TRADEMARKS/BRANDS

It is at the ITTF's own discretion to refuse a brand the possibility to join or continue being part of the ITTF Equipment Approval Scheme, in case of use of logos or advertising that would be considered offensive or adverse to ITTF policies.

BRANDS UNDER PLAYERS' NAMES

In case of an application by a company using a top level player's name or part of his/her name as brand name, the ITTF at its own discretion can ask the company to provide a written confirmation by the player before processing the application.

BRANDS WHO PREVIOUSLY USED THE ITTF TRADEMARK ILLEGALLY

The ITTF can refuse the application from companies who previously used the ITTF trademark for non-approved equipment under the same or different brand name on the application. The ITTF can further refuse the application from a brand who may have obtained the rights from the previous brand, who illegally used the ITTF trademark for non-approved equipment.

APPROVAL SCHEME - NORMAL PROCEDURE






Please see the application process for the company/brand and the flooring tests below. Note that each step must be completed before the next one can be started.

APPROVAL SCHEME – PRE-TESTING PROCEDURE

In the case that the brand has not yet requested the required pre-documents (marked under chapters 2.6, 2.7 and 2.8) from any laboratory, the ITTF can establish contact for these pre-testings with partner-laboratories on request.

THE ITTF QUALITY PROGRAMME FOR FLOORING - MANUAL

FLOORING PROCEDURE

STEP 1  DOCUMENTS	Applicants	Provide the following documents by email to the ITTF Equipment: <ul style="list-style-type: none"> The flooring form with application and dimensions: <ul style="list-style-type: none"> sheets should be filled in and signed (one EXCEL and one signed PDF) All annexes (pre-documents) mentioned in the end of the dimensions sheet
	ITTF	After the above-mentioned documents are received, ITTF will send an email confirming all documents are correct or something is still missing or needs to be modified.
STEP 2  FLOORING TEST	Applicants	Please send the following samples: <ul style="list-style-type: none"> Flooring in different sizes to the testing lab (sizes needs to define depending on the application) + joining system (and instruction); i.e., adhesive tape One sample of 16 cm x 16 cm and one sample of 1 m x 1,5 m to the ITTF Equipment Office: <ul style="list-style-type: none"> Write on the underside name of brand, manufacturer and product One sample of 16 cm x 16 cm and one sample of 1 m x 1 m to the responsible Equipment Committee Member with underside information
	ITTF	ITTF will send an email informing about the test order, required sample sizes and include an invoice for the flooring test.
STEP 3  LICENSE AGREEMENT	Applicants	Please transfer the requested amount according to the received invoice.
	ITTF	Once the testing fee as been paid the ITTF will inform about the test results. If the flooring has passed all official tests, the applicants can request the time they want the approval of their flooring to become effective. The ITTF will send the invoice of the approval fee for the current year.
STEP 4  PAYMENT	Applicants	Please transfer the requested amount according to the received invoice.
	ITTF	The ITTF will confirm receipt of the invoice amount.
STEP 5  APPROVAL	Applicants	Please inform the ITTF when they should publish the approved product on the ITTF equipment website.
	ITTF	The product is now ITTF approved and online on the ITTF list of approved flooring.

4.2. STAY APPROVED

If we do not get any message that one of your products should be withdrawn, we will send you at the end of the year a mail to confirm that all products should stay approved. Afterward we will send the invoice about the approval fee for the coming year. After we received your payment all products will stay on our lists.

RE-TESTING OF FLOORING

In case of concerns about the structure and quality of a specific flooring, the ITTF can order a re-test of the flooring at the brands costs: if the flooring does not respond to the expectations of M6, the flooring will be withdrawn from the list of ITTF approved flooring. Approval-fees already paid will not be reimbursed.

Periodic re-testing of approved flooring can be organized by the ITTF on the brands costs in order to make sure that all requirements of M6 are observed, that changes of M6 have been correctly applied to all flooring and that substantial changes at individual flooring have been authorised by the ITTF before their implementation.

4.3. CHANGES

Any change of the brand or the flooring name, surface colour and -structure, thickness, layering any other changes relevant for ITTF approval must be notified to the ITTF. The changes must be confirmed by the ITTF in writing.

The failure to announce changes to the ITTF will be penalized with a fine or can even lead to an end of the ITTF approval in cases of severe or repeated failures. It is the companies responsibility to inform the ITTF, in case they have changes in contact details, such as e-mail addresses, contact persons, postal address etc.

BRAND OWNERSHIP

If a company takes over the brand name from another company, who owes money to the ITTF, the equipment will remain approved only if the new owner submits a letter of confirmation, signed by the old and new owner, ensuring that all the rights and debts towards ITTF of the brand were transferred to the new owner. The ITTF will inform the new owner about delinquent payments, if any, which should be settled. Otherwise, the equipment will be removed from the ITTF Lists.

4.4. WITHDRAW APPROVAL

If the approval of one of your products shall be withdrawn, please send us a corresponding mail. The cancellation period is 5 years. After confirming your cancellation, the product will be marked with the expiring date, which means 5 years from the confirmation date on.

4.5. RE-INTEGRATION OF FLOORING

A flooring withdrawn from the ITTF-list can re-gain approval: the ITTF decides if no test, a partial test or a full re-test is necessary.

If the withdrawal happened more than 24 months ago, a full testing is compulsory. In case a brand wishes to renew the approval in between 24 months after withdrawal, he must pay the full approval-fee for the last 2 years.

4.6. FEES

Please contact us to get the valid fee list.

TESTING

On behalf of your order to approve a flooring we will charge a testing fee to you after we received your samples. This testing fee must be paid independently from the result of the testing.

If a flooring does not pass the testing, it is your choice to stop the approval process, or send new samples. In this case we will charge the second testing like the first one, under the same conditions.

FIRST APPROVAL

After your flooring has passed the testing, we will charge an approval fee for the rest of the year.

YEARLY APPROVAL

In order to be able to keep the products on the list of ITTF Approved flooring, the brand must pay the yearly approval fee for the first flooring, the second and further flooring and additional colours.

ITTF will send an invoice at the end of the year, valid for the approval of the coming year. Payment receipt must be before the new year started to keep the products on our lists.

CANCELLATION PERIOD

The cancellation period for flooring is 5 years. 25% will be charged yearly for this period.

CERTIFICATE

For all of your approved flooring you will get a yearly valid certificate.

4.7. PENALTIES

The ITTF can fine, suspend or delete brands from its directory and suspend or delete their products from its lists in case of infringements or situations affecting negatively the table tennis game or the reputation of the ITTF or if they commercialize substances or products banned by the ITTF, after taking into account written explanations of the company about the problem.



**THE ITTF QUALITY
PROGRAMME FOR**

FLOORING

EXPLORE

5. EXPLORE-LIST

5.1. ITTF APPROVED FLOORING

Under <https://equipment.ittf.com/#/equipment/floors> you can find all currently approved flooring in our data base. New products and withdrawn ones are marked accordingly.



**THE ITTF QUALITY
PROGRAMME FOR**

FLOORING

ANNEX

6. ANNEX

6.1. TERMS OF REFERENCE

The Regulations for International Competitions of the ITTF relating to flooring are:

- 3.2.1.1 The approval and authorisation of playing equipment shall be conducted on behalf of the Board of Directors by the Equipment Committee; an approval or authorisation may be suspended by the Executive Committee at any time and subsequently the approval or authorisation may be withdrawn by the Board of Directors.
- 3.2.3.2 The following equipment and fittings are to be considered as part of each playing area: ..., flooring, ...
- 3.2.3.8 The flooring shall not be light-coloured, brightly reflecting or slippery and it shall be resilient; the flooring may be rigid for wheelchair events. In World, Olympic and Paralympic title competitions the flooring shall be of wood or of a brand and type of rollable synthetic material authorised by the ITTF.
- 3.2.5.5 There may be up to 6 advertisements on the floor of the playing area; such markings
 - 3.2.5.5.1. may be placed 2 at each end, each contained within an area of 5m², and 1 at each side of the table, each contained within an area of 2.5m²;
 - 3.2.5.5.2. at the end shall not be less than 3m from the table's end line next to the marking.

6.2. DEFINITIONS OF TERMS AS USED IN THIS DOCUMENT

BoD	ITTF Board of Directors
Approval	The certification for conformance to the technical standards as set by the ITTF, for shared playing equipment like balls, nets, sports floors and tables.
ITTF Lists	Lists of ITTF Approved Equipment
Manufacturers	Companies producing equipment
Distributors	Companies not owning ITTF Approved Equipment under their own brand name but selling one or more brands of ITTF Approved Equipment.
Companies	Official companies who have a registered brand
Brand	Registered brand
Product	Particular name used to describe a specific product of a brand.
Testing	The series of tests and measurements required to verify quality, safety and compliance with ITTF requirements in order to get approval by the ITTF.

THE ITTF QUALITY PROGRAMME FOR FLOORING - MANUAL

Initial testing	The very first testing required for new non-approved equipment, before approval may be granted.
Re-testing	Any repeated testing either because of a prior failed test, of a periodically scheduled quality inspection, or of a problem with a specific model.
Full testing	Full testing includes all tests and measurements defined in the manual.
Partial testing	selects the tests and measurements needed for the purpose of the testing.
Quality	All regulations and measures targeting to provide customers and users with the assurance best- quality equipment, manufactured in full respect of ITTF technical and safety standards and marketed/labelled in a complete, non-misleading way.
Final Approval	The equipment item fulfils all ITTF requirements.
Provisional	The equipment fulfils the ITTF requirements but needs to proof at an ITTF tournament that it fully meets the specifications and expectations before approval becomes final. Provisional approvals may be subject to conditions.
Withdrawal	Approval discontinued, when requested by the brands.
Suspension	Approval provisionally or temporarily discontinued, when decided by the ITTF.
Deletion	Approval permanently discontinued, when decided by the ITTF.
Infringement	Any action of violation of the ITTF policies, laws and regulations.
Sanction	Warnings and penalties imposed by the ITTF to brands in case of infringements.

End of M6

Introduction

This Technical Leaflet describes the tests used in a racket control center. While the tests are generally designed to verify that every racket fulfills the requirements of the ITTF Laws of Table Tennis and the ITTF Regulations for International Competitions, they also include additional tests as approved by the Board of Directors.

The primary functions of the racket tester are to inspect and measure rackets, record results, and communicate with other officials. A racket tester cannot validate or disqualify a racket; he or she can only test the racket and report the findings to the necessary umpire or referee.

Through the course of a competition, a racket tester will handle the rackets of many players. It is important to handle rackets with care, understanding that each racket is a vital tool of a professional player. Specifically, rubber surfaces should not be touched with bare fingers. If a racket must be adjusted, such as trimming of edges or removal of tape, it is recommended that this be done by the player.

A description of each test follows. Appendix A lists each test and its respective limit for quick reference.

For those players and officials who are interested in acquiring a deeper understanding, Appendix B describes the principles which form the basis of the racket tests and limits.

1. Regularity of Blade and Racket Coverings

A visual inspection is the first thing that a racket tester should do when he receives a racket. A racket should always be checked to see that it satisfies the basic requirements of a table tennis racket. These include:

- **Colour** – There must be one red coloured side and one black side.
- **Wooden Blade** – The blade must be composed mostly of natural wood, though layers of other fibrous reinforcement materials are permitted. The surface of the blade may have a thin layer of lacquer, but not coated with paint or very thick lacquer over 0.1 mm thick.
- **Surface Regularity** – The racket covering must be flat, continuous, and have a regular appearance such as in texture and colour. The racket covering should extend up to the limits of the blade, though the referee may provide guidance regarding the tolerance to be permitted.
- **Damage** – The referee should provide guidance to describe the amount of racket damage that will be tolerated. In general, slight damage around the edge of a racket may be permitted depending on the extent; but significant blade damage, or a crack, chip, or missing pimple in the hitting area usually will have to be reported.
- **Attachment of Topsheet, Sponge, and Blade** – The racket covering must be completely attached to the blade. Problems in this regard may be directly visible, but during inspection the tester should be careful not to risk further detachment. The referee will make the final ruling.
- **Treated Rubber** – Racket coverings must not be treated, i.e. its physical or chemical properties must not have been changed, whether deliberately or not. This is difficult to declare with certainty, unless a reference rubber in the original state is available for comparison. However, it can always be checked that the surface of the racket covering should be clean and free of any additional substance or materials.
- **Other Irregularities** – There are many additional conditions which may cause a racket to be considered irregular and not permitted for competition. There are also many irregularities which would be considered acceptable. For example, a part of the blade near the handle might be uncovered, or covered with different materials; this would normally be accepted if this area is covered by the player's hand. Or the back side of a penhold racket might be covered with paint, plastic, treated rubber, etc. Again, this is normally permitted, provided that it is matt and the colour is properly black or bright red colour. When in doubt, the racket tester should note the irregularity and inform the referee, who will make the final decision.

2. Authorisation of Racket Coverings

Racket coverings (rubber) must be on the current List of Authorised Racket Coverings (LARC) published by the ITTF. The rubber must have the supplier’s name, brand name, and the ITTF logo. In addition, if the rubber exists only with an ITTF number on the LARC, then the ITTF number on the rubber is also mandatory. Be aware that some racket coverings have two versions, one with and one without a number, and in these cases the ITTF number on the rubber is not required.

The latest LARC is available on equipment.ITTF.com in the **Racket Coverings** ~~ITTF.com in the "Homepage → Equipment → Racket Coverings"~~ section. It is updated quarterly, on the first day of each calendar quarter, and all new rubbers are authorised with immediate effect while all rubbers that have been removed lose their authorisation with immediate effect. Note that National Associations may extend the period of validity for their national play. ~~When using the PDF version of the LARC, be aware that there is a last page which includes rubbers whose authorisation is due to expire. Check the expiration date on the last page; if the date has passed, the last page should be discarded. However, if the rubbers on the last page are valid, do not forget to check the last page when verifying a racket covering's authorisation.~~

As an exception, racket covering that were authorised on the first day of a tournament shall be valid for use until the last day of this tournament, even if a new LARC has been published in between.

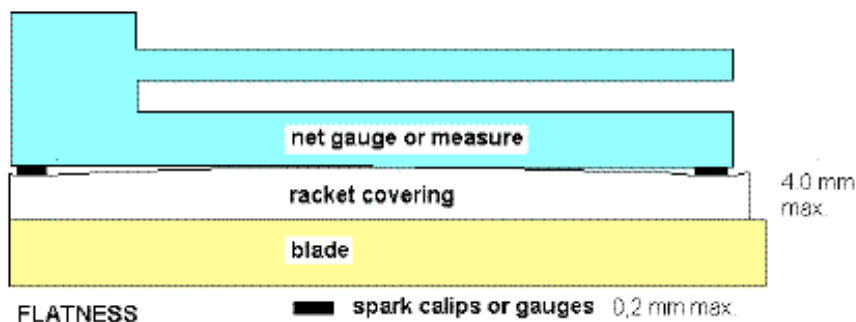
When doing a lookup of the covering in the LARC, note that the list is not purely alphabetical. For each supplier, all rubbers which have an ITTF number are first, followed by all rubbers without numbers. Therefore, you will find a "Megabrand 001 Toprubber" far *before* a "Megabrand Superrubber".

The branding area of a rubber can contain text in addition to what is listed on the LARC. For example, rubber with the text "Butterfly Sriver S D13" is authorised as "Butterfly Sriver S". However, care should be taken to ensure that any additional text does not refer to a completely different rubber which was authorised by itself in the past and removed from the list in the meantime. Such an example would be the "DHS 651" (still authorised) and the "DHS 651-PF4" (withdrawn in January 2004). A LARC archive is helpful to resolve this matter. Also, a comparison with the original branding area on the ITTF website can be used via the Internet connection in the Racket Control Center. In any case the final decision is with the referee.

3. Flatness Test

3.1. Manual flatness device – Net gauge

A striking surface must be flat. A net gauge laid down with its straight edge on the rubber and observed against the light should not show a gap between it and the rubber. In the call area, if an umpire is satisfied with the flatness there is no need to perform a measurement. When measured, the magnitude of curvature may not be more than 0.2 mm when the shape is convex, and 0.5 mm when the shape is concave.



The magnitude of curvature can be tested by using standardized steel blades. In the picture above, the net gauge rests on 0.2mm blades. If the center of the net gauge touches the rubber surface, this indicates that this side of the racket is convex.

Optionally, tape that is 0.2mm thick may be affixed to a net gauge for convenience, as shown below. The thickness of the tape can be verified using calipers or the electronic flatness measurement device. This permits a quick test for flatness using the method previously described.



3.2. Electronic flatness device

This device consists of a gauge set in the center of a supporting body which spans the racket. The body is placed across the racket and the gauge's contact point will touch the rubber. The gauge displays the difference in height between the center and the edges.

For convex racket coverings (center thicker than edge), the gauge shows readings $> 0.00\text{mm}$; for concave racket coverings (center thinner than edge) the gauge shows readings $< 0.00\text{mm}$.



Test Procedure:

1. Turn on the gauge. Make sure it is set to display millimeters, not inches.
2. Rest the device on the flat calibration block, and reset the gauge to 0.00 if necessary.
3. Place the device across the rubber, being sure that the device is not resting on the raised moulded branding area of the rubber. Read the gauge display.
4. Perform at least 2 diagonal measurements on each side of the racket; one as shown in the picture above, and another in the perpendicular orientation.
5. Record the highest magnitude (worst) reading. Do not take an average. The measured flatness must be $\geq -0.50\text{mm}$ and $\leq +0.20\text{mm}$.

3.3. Electronic flatness device with adjustable feet

This is an optional step which can be taken if the flatness device has adjustable feet.

Test Procedure:

1. Place a straightedge (such as a net gauge) along the racket surface to see if there are visible hills or valleys – localized areas which are distinctly not flat.
2. If there is such an area, adjust the feet of the device such that the contact point will touch the highest magnitude point, while the feet span the point.
3. Reset the gauge to 0.00 on the calibration block.
4. Place the device on the rubber to measure the area which was identified.
5. Record the reading if it exceeds the specified limits. Note that this localized flatness reading should not be added to a thickness reading.

In the example below, a cut-out area has been identified (left picture). The flatness device is adjusted to measure the hill by placing the left foot into the cutout. Alternately, the valley could be measured by shifting the device to the left, placing the gauge contact point in the valley.



4. Racket Covering Thickness Test

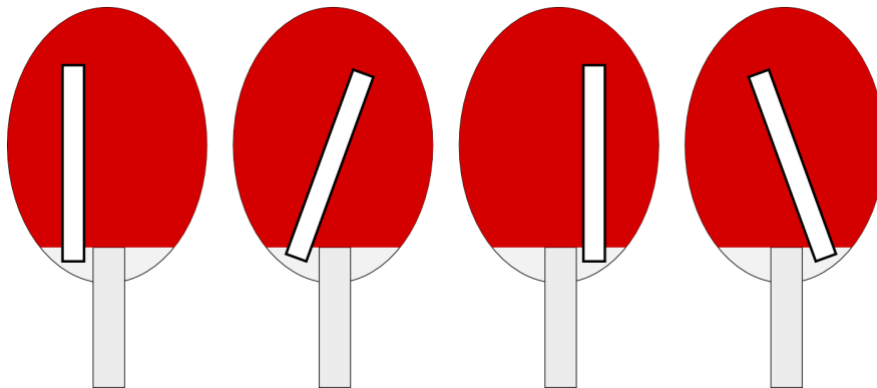
4.1. Electronic thickness device

This device consists of a gauge set at the end of a supporting body. The body is placed on the rubber surface and the gauge's contact point touches the bare zone of the blade between the handle and the end of the rubbers as shown in the figure below.



Test Procedure:

- Turn on the gauge. Make sure it is set to display millimeters, not inches.
- Rest the device on the flat calibration block and reset the gauge to 0.00 if necessary.
- Place the device across the rubber such that the gauge's contact point rests on the blade, being sure that the device is not resting on the raised moulded branding area of the rubber.
- For each side of the racket, perform and record 4 measurements in the orientations below.



- Calculate and record the average of the **four** readings.
- If this side of the racket is convex (positive measurement in the flatness test), the measured flatness may need to be added to the thickness. Perform one of the following:
 - a. If this side is convex and the reverse side is flat or convex, add the flatness measurement of this side to the thickness measurement.
 - b. If this side is convex and the reverse side is concave (negative measurement in the flatness test), and the sum of the two flatness measurements is positive, add this sum to the thickness measurement.
 - c. If this sum of the two flatness measurements is negative, add nothing.

Examples:

	Example 1	Example 2	Example 3	Example 4
Thickness measurement of red side	3.90	3.90	3.90	3.90
Flatness of red side	-0.10	+0.10	+0.10	+0.10
Flatness of black side	-0.05	+0.05	-0.05	-0.20
Final thickness result of red side	3.90	4.00	3.95	3.90

- For rubber with sponge, the average thickness must be **< 4.05mm**. For rubber without sponge, the average must be **< 2.05mm**.

The thickness limit is defined under the Laws of Table Tennis of the ITTF Statutes + a measurement tolerance of 0.05 mm, and the result of the electronic device is rounded to the number of digits specified in the Law.

For example, if the Law requires thickness to be less than 4.05mm with sponge and less than 2,05mm without sponge, then:

- For racket coverings with sponge, the limit would be <4.10 mm.
- For racket coverings without sponge, the limit would be <2.10 mm.

Recall that the limit is applied to the average of four readings which is rounded to two digits. As two examples, with the limits as above:

4.10 / 4.09 / 4.09 / 4.09, which is in average 4.0925 mm = 4,09 mm, passes the racket control.

Opposite, 4.10 / 4.10 / 4.09 / 4.09, which is in average 4.0950 mm = 4,10 mm, fails the racket control.

Precautions:

- If the wood near the handle is uneven, the gauge’s contact point should carefully be placed in a spot which reflects the level of the blade.
Example 1: If a small piece of wood is missing, then the contact point must not be placed on this spot, or the reading will be too thick.
Example 2: If there is excess glue or lacquer on all spots but one, then the contact point must be placed on this spot, or the reading will be too low. If no such spots are available, ask the player to scratch off some lacquer. If the player refuses, refer the matter to the referee.
- If all the wood near the handle contains a layer of lacquer which does not cover the entire blade, and for any reason cannot be removed anywhere, then the estimated thickness of the lacquer must be added to the electronic thickness result. As a guide, such layers should not normally be thicker than 0.1mm. A loupe can be used to measure the lacquer’s thickness.

4.2. Optical thickness device - Loupe

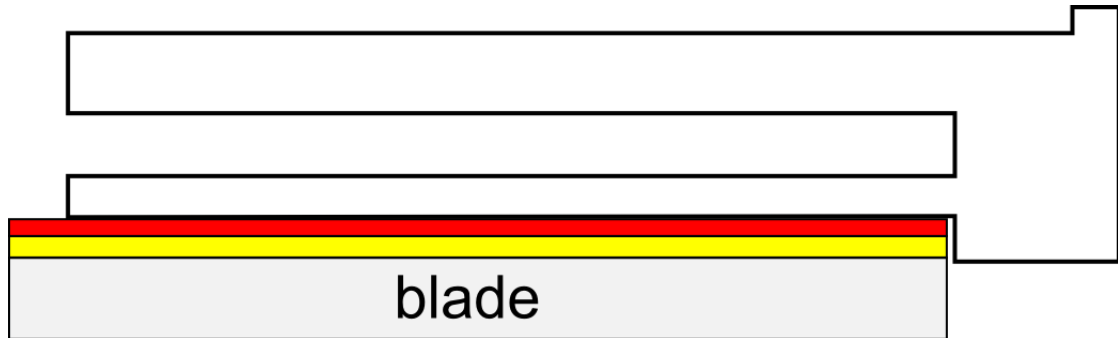
A magnifying glass (loupe) can be used when there is no possibility to check the thickness of a specific racket with an electronic device, regardless of whether such a device is actually available. It can also be used if there are doubts that the electronic device is measuring the real thickness of a rubber.

Some cases in which a loupe would be used are:

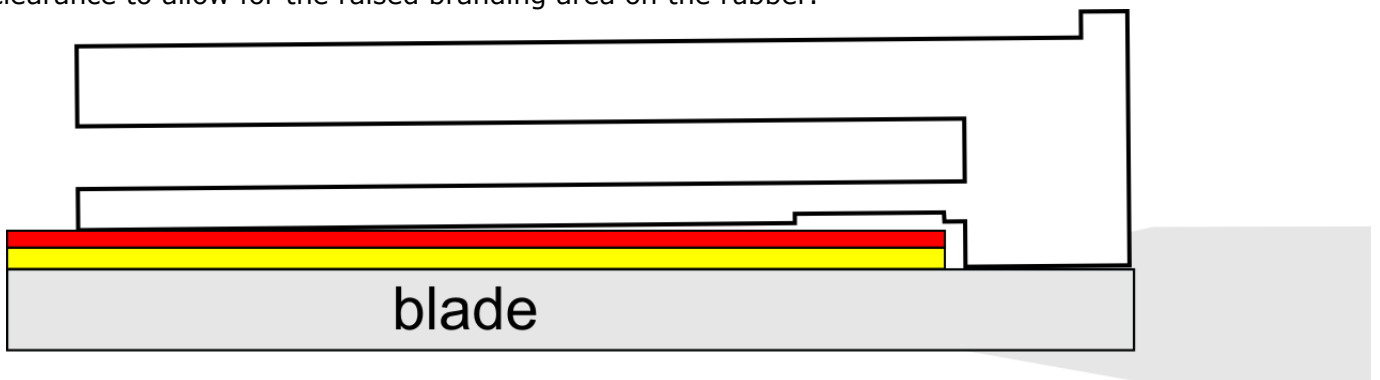
- An electronic device is not available.
- The wood near the handle has a layer of lacquer and the player refuses to remove it.
- The wood near the handle carries an additional layer of cork.
- The wood near the handle has a specific form which does not allow the contact point of the electronic device to rest on it at the same level as the blade.
- The rubber’s moulded branding area (rubber name, ITTF number etc.) has an extension which does not allow the contact point to rest on the wood while the device rests on the flat rubber.
- In case of doubt that the electronic device can measure the actual thickness of the racket covering, due to any irregularity or unusual racket construction. In these cases, measurement by loupe should take precedence over the electronic device.

4.3. Manual thickness device – Net gauge

An initial thickness measurement can be made with a net gauge. A typical net gauge can be rested on the surface of the rubber, with the 4mm protrusion aligned with the edge. Visual inspection will show whether the rubber is thicker than the 4mm guide. Use the 2mm protrusion on the other side for rubber without sponge. Care should be taken not to press the net gauge into the rubber.

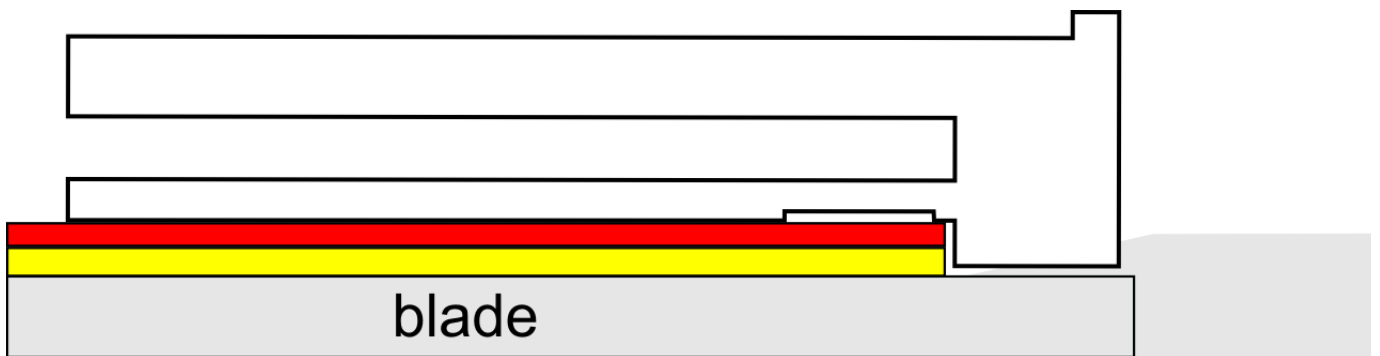


Alternately, the net gauge can be used in a manner similar to the electronic thickness device, with the net gauge in line with the handle. This method requires that the net gauge have a cutout with extra clearance to allow for the raised branding area on the rubber.



Rest the flat surface of the net gauge (left side in the pictures) on the rubber. If the 4mm protrusion (right side) touches the blade as in the picture above, then the racket covering is less than 4mm.

If the 4mm protrusion does not touch the blade surface, as below, then the racket covering is thicker than 4mm.



The 4mm and 2mm protrusions can be checked using the electronic thickness device. [See the Laws of Table Tennis for the specified thickness limit.](#)



5. Test for Volatile Organic Compounds

Volatile organic compounds (VOCs) have been banned by the ITTF. The current limit is 3.0ppm, but it may change if decided by the ITTF Executive Committee. VOCs are measured using the MiniRAE-Lite device. Setup and calibration of the device is described in Appendix B.

Test Procedure:

1. Prior to measuring each side of a racket, read the background VOC level by turning the cap to the open air. Record the background reading on the Racket Control Report Form 3.
2. Apply the cap to the middle of the rubber surface for 20 seconds, with gentle hand pressure to enclose the cap but not compress the rubber. Write the reading on the same form. The difference between the reading after 20 seconds and the background reading is the "real reading".

RED SIDE	BLACK SIDE
Background level reading (A): _____	Background level reading (A): _____
Reading after 20 seconds (B): _____	Reading after 20 seconds (B): _____
Real reading (B - A): _____	Real reading (B - A): _____

3. Repeat the same procedure with the other side of the racket. Before doing so, remove the cap from the racket and allow the system to aerate until it reaches the previous background level.
4. In those competitions where a second RAE equipment is available, and when a racket is found with a reading over the allowed limit, the second device shall be used to confirm the result of the first measurement. If the second device also gives readings above the acceptable level then it is clear that the racket has failed the test. However, if the second device gives readings below the defined limit then the racket is deemed to be within acceptable limits.
5. To turn off the instrument, press and hold the MODE key for 3 seconds, and a 5 second countdown to shut off begins. Once the countdown stops and the display shows "Unit off..." release the MODE key, and the instrument is now switched off.


When using the MiniRAE-Lite, it should be taken into account that the tolerance of the reading is $\pm 10\%$. So, a player should not receive any disciplinary action if his or her racket does not release more than the limit stated by the ITTF Executive Committee **plus a 10% allowance** of this limit. E.g.: if the limit is 3.0 ppm, the tolerance would be ± 0.3 and the maximum reading that a racket covering may release would be **3.3 ppm**.

6. Optional Tests

The following tests are strictly optional and, in general, should only be used in cases of doubt which was found by inspection. They should not be a part of the normal racket testing procedure.

6.1. Pimple Density

The pimple density of racket coverings is measured during the ITTF authorisation process, and therefore measurement of pimple density normally is not needed during racket control. However in some cases the density is modified by the user, by stretching or other means. If there is doubt that the pimple density is within the specified limits, it can be quickly verified using a loupe.



Measure the pimple spacing, defined as the diameter of an individual pimple plus the space to a neighboring pimple, shown with the white boxes above. (In this example the pimple spacing is approximately 3.0mm.)

The measured pimple spacing must be **< 3.5mm**. A spacing of 3.5mm or more indicates a pimple density below the minimum limit.

6.2. Colour

The **colour** of racket coverings is measured during the ITTF authorisation process; however due to variations in production, it is possible that particular batches of rubber will not meet the precise requirements of **Technical Leaflet T4 Manual M4**.

At this time, the Equipment Committee recommends use of the following guidelines:

- If the **colour** of the rubber is uneven, for example part of the hitting surface is faded – the racket shall be submitted to the referee.
- If a **red coloured** pimples-out rubber is used with no sponge, and dark wood shows through it causing the overall appearance to be dark, or lettering printed on the blade shows through it causing it to be uneven – the racket shall be submitted to the referee.

- In all other cases, if the red coloured rubber does not quite appear "red bright colour" but meets all other requirements – it is recommended that use of the racket be permitted, as long as the opponent can clearly and easily distinguish the red coloured side from the black side.

If a racket covering does not appear in bright red colour, and it is believed to be caused by a production fault from the rubber manufacturer, please send a message and photo to the ITTF Equipment Department for further investigation.

6.3. Gloss

Gloss of racket coverings is measured during the ITTF authorisation process; however the gloss of a particular sheet of rubber may exceed the specified limit due to variations in production, or due to use.

At this time, the Equipment Committee recommends that judgment of gloss be based on whether the gloss would adversely affect an opponent. Gloss measurement in racket control is not recommended.

If a racket covering seems excessively glossy, and it is believed to be caused by a production fault from the rubber manufacturer, please send a message and photo to the ITTF Equipment Department for further investigation.

7. Dismantling rackets

In certain circumstances, based on the respective rules, a post-match racket control test may include the dismantling of a racket, i.e., the rubber be removed from the blade. The primary objective is to check whether there is an irregularity on the racket covering or blade, for example in a way which could have affected the measurements of thickness as described in section 4.

7.1. Procedure

Dismantling of rackets is not part of the umpires' after-match duties and shall be performed by trained racket testing staff and in the racket control room, only.

Reasons for deciding that the racket be dismantled after the match include (but are not limited to):

- The racket is submitted to the racket control room before the match or after the match (due to delay of the player before the match):
 - and the result of the thickness measurement is an acceptable figure but does not look reasonable to the racket tester – for example because a check with a net gauge or a loupe suggests a bigger thickness.
 - and the result is more than 4.05mm, the racket tester has to double check this value with the dismantling procedure.
 - and any preparation on the visible blade parts, e.g.: certain amount of lacquer on the handle area, has been inspected which could lead to an after treatment on the blade.
- With the rubber surface of the racket, it looks like the pimples come to the surface and the rubber edge bends outwards.
- The appearance of the blade is leaving doubts about its carving to the umpire who checks the racket in the Call Area but cannot be proven legal/illegal unless examined separately.

In case a post-match dismantling is decided, the umpires of the match are informed as early as possible, preferably before they appear at the playing area and start the match preparation. The umpires shall inform the player before the match that the racket will be collected for dismantling after the match. Should, for any reason, the racket be replaced before or during the match, both the original racket and its replacement will be collected and dismantled after the match.

After the match, the umpires shall collect the racket(s) and submit it/them immediately to the racket control room, so that the racket can be checked and dismantled if there is a doubt. There is no need to also collect the opponent's or doubles partner's racket, unless it was individually decided that this racket be also dismantled. The following individuals are admitted to the racket control room for the dismantling procedure: The player, one representative of the player's association, the Referee, and ITTF racket testing staff (not limited but kept at a minimum). Apart from these persons, the racket tester shall keep any result strictly confidential.

If the player is present, he/she shall be invited by the racket tester to dismantle the racket. If the player refuses or is not present, the player will bear the consequences that are pronounced by the referee. The racket covering(s) should be then examined according to section 7.2. while the blade is then examined according to section 7.3.

The racket tester should decide whether the racket has to come back after the match or not. When the racket is back the racket tester should call the referee when dismantling is required, let the player dismantle, measure and show the result. If ok, the racket will be given back to the player. If not ok, the referee can decide about further consequences.

The racket tester shall only make decisions of fact about the racket covering(s) and blade. Judicial comments, such as whether a player has committed a deliberate infraction or not, are the competency of the Referee and shall be strictly avoided by a racket tester.

The dismantling procedure may or may not include further measurements at the discretion of ITTF, the Referee or the racket tester. Whereas the detection of an illegal blade may have consequences, regardless of whether this was the source for the different thickness readings.

This procedure may be adjusted by the Referee to what is practical in the event, for example by appointing additional officials for any of the tasks described above.


7.2. Racket covering checks

The main objective of the racket covering check is to detect irregularities which may give the player an unfair advantage. The most common of such advantages is the ability to use a rubber which exceeds the thickness limit of Law 2.4.3.

To understand how this can happen, the racket tester should use Käfer J200 device to measure 4 different points on positions with normal adhesive layers. The average value should not overpass the limit of Law 2.4.3.

Test procedure:

- Check that the gauge value is 0.00 mm.
- Check that there are no particles between the measuring plate and measuring pin.
- Use the 4 mm calibration block; the result should be ~4 mm.
- Insert the racket covering between measuring plate and pin, take care to not measure on adhesive knots.
- Measure 4 points and calculate the average with 2 digits.



The thickness limit is defined by Law 2.4.3 + a measurement tolerance of 0.05 mm, and the result of the electronic device is rounded to the number of digits specified in the Law.

For example, if the Law requires thickness to be less than 4.05mm with sponge and less than 2,05mm without sponge, then:

- For racket coverings with sponge, the limit would be <4.10 mm.
- For racket coverings without sponge, the limit would be <2.10 mm.

Recall that the limit is applied to the average of four readings which is rounded to two digits. As two examples, with the limits as above:

4.10 / 4.09 / 4.09 / 4.09, which is in average 4.0925 mm = 4,09 mm, passes the racket control.

Opposite, 4.10 / 4.10 / 4.09 / 4.09, which is in average 4.0950 mm = 4,10 mm, fails the racket control.

With the dismantling also the glue layer should stick to the racket covering.

- In case there is no glue layer at the measuring points on the dismantled racket covering, another racket covering part with glue layer should be measured.
- If there is no glue layer on the racket covering at all and all glue is stuck to the blade, the following procedure will take place: the blade without racket coverings but with the glue layer on it will be measured with the thickness device (e.g.: +0,20mm). Afterwards the glue will be removed from the blade and the testing will be repeated (i.e.: new +0,05mm). The difference of the two results will be the glue layer thickness (e.g.: +0,15mm), that should be added to the dismantled racket covering result measured with the Käfer J200.

RESHAPING:

The thickness data checked by Käfer J200 may lead to different data from normal racket control. Such differences should be considered as normal reshaping of the racket covering due to its physical properties after dismantled from the blade. But such reshaping should still stay in the limit of Law 2.4.3

Racket Control Value	Dismantling Value	Remarks	Result
3.98	4.04	with sponge	PASS
3.98	4.12	with sponge	FAILURE
1.98	2.04	without sponge	PASS
1.98	2.12	without sponge	FAILURE

The tolerance of 0.05mm on top of the limit specified in Law 2.4.3 is intended to also cover any reshaping, for the benefit of the players. In return, players are strongly advised not to exploit the full tolerance when gluing the rubber to the blade. It is the player’s responsibility that the rubber complies with the above limits both on and off the blade.

COMPENSATION

If a racket has been dismantled, the player can ask for compensation of the dismantled racket coverings.

7.3. Blade checks

The main objective of the blade check is to detect irregularities which may give the player an unfair advantage. The most common of such advantages is the ability to use a rubber which exceeds the thickness limit of Law 2.4.3. To understand how this can happen, the racket tester should recall that the thickness device does not measure the mere *thickness* of the rubber but the *height difference* between the rubber and the blade near the handle: The device has a metal “pin” (here between the tester’s fingers) and two plastic “feet” (resting on the rubber). The thickness result equals the extent to which the pin goes below the level of the plain created by the feet.

Here are the basic examples of what may make either the rubber thickness or a blade itself illegal. The Term of Reference which is backing this is Law 2.4.5: “*The blade, any layer within the blade and any layer of covering material or adhesive on a side used for striking the ball shall be continuous and of even thickness.*”



LACQUER NEAR THE HANDLE

In this picture the lacquer sheet near the handle appears to be thicker. Especially when the “end” of the rubber near the handle coincides with the “beginning” of the lacquer, this will create a problem: The pin of the thickness device will rest on the lacquered part of the blade, so that the height difference between the pin and the feet resting on the rubber is reduced.



Example: Say the lacquer has a thickness of 0.3 mm and the rubber is in fact 4.3 mm thick, which is illegal. Then the thickness device will record a thickness of only $4.3 - 0.3 = 4.0$ mm, which would be legal.

(Although it is generally legal to cover the area near the handle with arbitrary material, in this case an illegal thickness is created which can be detected only after dismantling. Therefore, this outcome is considered a failure in the combination of blade and rubber which may overrule a pre-match thickness test.)

SANDED BLADE (STRIKING PART OF HANDLE)

Instead of *increasing* blade thickness near the handle, the opposite would have the same effect: *Decreasing* the blade thickness everywhere else but near the handle. This happens when the blade is sanded.

In this picture, the sanding may be concluded from two observations:

- 1) The branding inscription is almost gone
- 2) There are significant variations in the colour of the wood (note for example the area between the two green lines)



Moving the fingers over the blade, switching between the area near the handle and the rest of the blade, may indicate a height difference and / or a difference in roughness. A substantial concavity fails the racket - whether or not the rubber is too thick. Concavity can be visualized or measured by using one of the methods used for checking the flatness of a rubber - for example by using a net gauge resting over the area and showing a gap in the middle, or by using the electronic flatness or thickness device to measure a height difference.

SANDED BLADE (AREA NEAR HANDLE ONLY)

Even when only a small part of the blade is sanded, this will affect the measurement with the thickness device. In this picture, only the area between the two green lines is sanded. In this area, with the rubber on it, the proximal foot of the thickness device comes to rest, i.e. the foot which is closer to the pin. This foot is then resting lower than the distal foot, i.e. the one far from the pin. This creates a falling level towards the device's pin - and this causes the pin to measure less height.

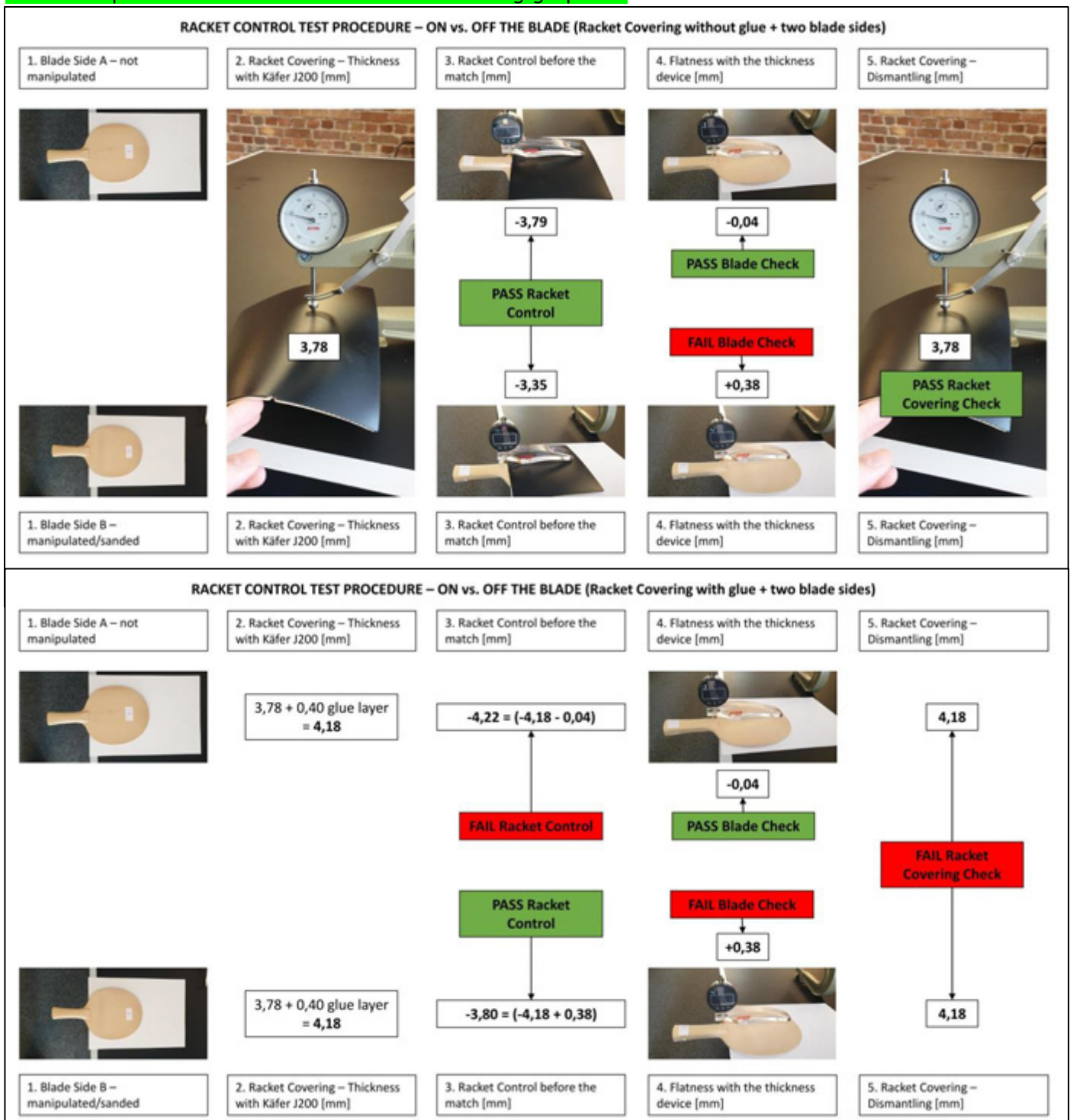
Therefore, a substantial concavity, to be detected like in the previous example, fails the racket, whether or not the rubber is too thick.



7.4. Conclusion

Consequently, the racket tester should first perform a standard thickness measurement with the rubber on the racket (see section 4.1) and then, after dismantling, measure the thickness of for all doubtful cases (lacquer on the handle, sanded blade at striking part and sanded blade at handle near) with the electronic thickness device. **The allowed limit of height difference between handle and striking/playing area should be between -0.5 and +0.2 at any checking spot. Afterwards the dismantled racket covering will be measured as described in 7.2.**

Further explanations are described in the following graphics:



Slight differences between the measurement with racket control on blade device and racket control off blade device are normal (due to device tolerances and reshaping).

A minus value (-3,80mm) with the DHS device means that the playing area is 3,80mm thicker as the handle area. A plus value (+0,38mm) means the playing area is thinner as the handle area.

An irregular blade may appear in different facets and extents, most of which can be detected by looking at the colour of the wood, feeling its roughness or measuring a height gap. Any of these irregularities, if significant, may influence the rubber thickness test and therefore should be taken seriously. The dismantling racket tester should bring any doubtful case before the Referee, however avoiding any prejudice about responsibilities and consequences.

8. Sanctions

Voluntary tests:

Please refer to the article 3.2.4.2.4 of the ITTF statutes.

Pre-Match racket control test:

Please refer to the article 3.2.4.2.3 of the ITTF statutes.

Post-match racket control test:

If a player fails in any racket control test after the match has been completed:

- on the blade (in case no on the blade measurement in the before match control has been done),
or
- in the off blade/dismantling control,

the player's name will be written down on the infraction list and the referee will decide, taking into consideration any recommendation by the racket tester, if any additional sanction will be handed against that player. Without limiting the penalties stated under the ITTF Statutes, one or more of the following sanctions may be handed to the player in addition to recording their name down in the infraction list:

- a censure, reprimand, or warning,
- a fine of up to CHF10,000,
- a disqualification of results and outcomes of results in the relevant ITTF Sanctioned Events, including a forfeiture of any related awards, titles, ranking points or prizes; and
- a suspension from competing in any ITTF Sanctioned Events for up to 12 months.

If a player fails the racket control test with the first racket in the pre-match control test and subsequently, fails the post-match racket control test with their 2nd racket in the off blade or on the blade measurement, the player will get two notices on the infraction list at the same event.

Appendix A: Summary of Racket Tests

#	Test	Specification	Remark / Example	Perform this test at:		
				Match Table	Call Area	Racket Control
1	Regularity of Blade and Racket Coverings	Tolerance from referee	Extension of rubber, scratches, missing pimples, broken wood, etc.	Yes	Yes	Yes
2	Authorisation of Racket Coverings	Must be on LARC	Supplier name, brand name, ITTF logo.	No	Yes	Yes
3	Flatness	Concave $\geq -0.50\text{mm}$ Convex $\leq +0.20\text{mm}$	Worst of 2 perpendicular measurements. Do not average.	No	Yes	Yes
4	Racket Covering Thickness	With sponge: $< 4.05\text{mm}$ Without sponge: $< 2.05\text{mm}$	Average of 4 measurements; 2 parallel, 2 across.	No	Yes	Yes
5	Volatile Organic Compounds	VOC level $\leq 3.3\text{ppm}$	Differential reading after 20 seconds.	No	No	Yes
6	Pimple Spacing	Width of pimple + space $< 3.5\text{mm}$		No	No	Optional
7	Dismantling	Blade of even thickness	No overthick lacquer, no sanding	No	No	Yes
		Racket covering thickness	No overthick	No	No	Yes

Appendix B: Principles of Racket Control

General remarks

During the past decades, with increasing industrial capabilities, the table tennis racket has become a sophisticated piece of equipment. This may be beneficial for the players and spectators, however to use equipment which has almost unlimited variations and possibilities requires certain minimum standards. An example is the use of speed glue which, at a first glance, brought more power to the game; but bore the risk of health issues. In addition, even when driven to perfection, the behavior of equipment should not be unpredictable for the opponent.

This need for minimum standards necessitated the creation of Laws and Regulations regarding the racket, and instituted the concept of racket control. The purpose of racket control is to contribute to the fairness for which table tennis is known. Racket testing will not detect every possible deficiency by total control; the concept is to keep deficiencies within a reasonable range that will ensure fair play.

A racket tester should not be guided by the ambition to detect fraud, but assist players in optimizing their fair play. A breach of the Laws and Regulations for rackets definitely needs to be penalized, but may nevertheless be unintentional, and unless the contrary is obvious, this is what should be assumed in favor of the player who might simply try to optimize his equipment legally. This of course does not preclude keeping an eye on the characteristics of rackets and their owners throughout a tournament.

Especially in professional play, the table is the players' workplace. Racket testing should assist them and, to do so, requires additional duties of them, but should not be an unnecessary burden.

Terms of Reference

The principal Laws and Regulations which guide racket testing are:

- 2.4 The Racket
- 3.2.1.3, which describes the use of racket coverings
- 3.2.4 Racket Control

Flatness Test - principle and rationale

The flatness of a racket must be checked because of two reasons:

- a) Flatness by itself is a requirement of Law 2.4.1
- b) The thickness of the covering is measured at four points which are not in the center of the racket. There are several ways to use non-flatness in order to achieve an illegal thickness at other points of the covering. For example: Gluing a "bubble" in the center of a racket; having a "hill" in the direction of the handle etc.

For these reasons, a difference between the level of the edge points and the level of the center of the racket shall be detected and the result shall be used in two different ways:

For a), the result as it stands (worst of two values) will determine pass or fail for flatness.

For b), a concave covering has its maximum thickness at the edges. Therefore, this maximum is already covered by the thickness test itself. Nothing needs to be added or subtracted. A convex covering has its maximum thickness in the center. Therefore, the flatness result (= center minus edge) has to be added to the thickness result (= edge). A covering just *appearing* convex because the bent is blade shall only be regarded convex to the extent not caused by the blade. This extent equals the difference of flatness on the convex side minus flatness on the concave side, and only this figure, if still positive, shall be added to the thickness result.

Thickness Test - principle and rationale

The thickness of the racket covering must be checked because it is a requirement of Law 2.4.3. An unlimited thickness will give advantages to those who can afford the most extreme industrial developments, so that the skill of a player may no longer be the main driver of a match result.

The thickness can normally be determined by evaluating the difference between the level of the covering and the level of the wood. However, there are cases where this measurement cannot be reliably performed. Then an optical measurement of the covering's thickness at the edge of the blade is in order.

It should be decided case by case which is the most accurate way to determine the thickness of a covering. However, in different tests of the same racket in the same tournament, consistency of the applied procedure should be ensured. A slight change of results in every test is normal, but a player who encounters erratic results, such as 3.92 in a first test and 4.09 in a second one, will lose confidence in the racket testing.

However, consistency shall not be used as an argument for ignoring an unexpected result. It is quite possible that a racket with a thickness close to the limit will for example pass a test in the morning and will fail in the afternoon. Conditions of a racket may change slightly during a day, and this is the player's responsibility if he or she has chosen to use a racket at the limit. Preferably, this should be explained to a player already when the result is a "passed, but close". But definitely it shall be explained in cases of a failure.

~~The average of the thickness on sandwich rubbers must be less than 4.05 mm. This is often mistakenly referred to a 1% tolerance, when in fact it has nothing to do with tolerances. The rationale is a completely different one: Law 2.4.3 specifies a limit of 4.0 mm with one decimal place. To arrive at a figure with one decimal place, simple mathematical rounding takes place. Values less than 4.05 are truncated to~~

~~4.0, whereas 4.05 and above are rounded up to 4.1. For the same reason, the limit for coverings without sponge is "less than 2.05 mm".~~

~~Recall in addition, that " < 4.05 " is not the same as " ≤ 4.04 ". There are three possible results in between, which will all be rounded down to 4.0 and thus are acceptable. For example, if the four measurements are 4.04 / 4.05 / 4.05 / 4.05 mm, this gives an average of 4.0475 mm, which is okay.~~

Loupe tolerances

When a loupe is used, the relative accuracy of the loupe may be evaluated by measuring a racket covering with the electronic thickness measurement device, and comparing the result with the measurement taken with the loupe.

The referee may specify a tolerance to be applied when using a loupe. The tolerance of a loupe is dependent on its magnifying power and the scale of the reticle divisions; for a typical loupe, a tolerance of one-half scale unit or one scale unit can be expected, i.e. a loupe with a 0.1mm scale may have a tolerance of 0.05mm or 0.10mm applied.

VOC Test - principle and rationale

The release of Volatile Organic Compounds (VOC) must be tested because it is a requirement of Regulation 3.2. The reason for this is that table tennis, like all other sports, should consider the health of players, spectators and all others involved. To do so, first speed gluing and then boosting and any other treatment of rubbers was declared illegal. The purpose of the VOC test is to ensure that at the time of the match, when the equipment is present in the venue, there is no VOC exposure which may be harmful or may give an unfair advantage to a player.

It is ITTF's strong conviction that the ban of VOCs is in favor of all players not only because of the health issue; in addition, for example, using VOCs deliberately (such as in speed gluing) requires application shortly before the match and therefore has only disturbed the reasonable match preparations of players and their coaches.

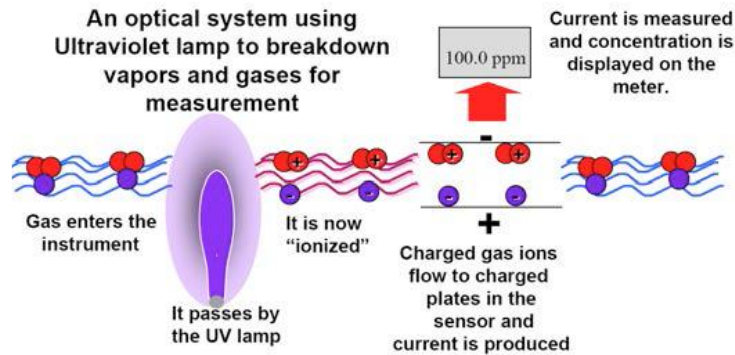
When executing a VOC test, the background level B is subtracted from the "gross reading" A (final display after 20 secs) in favor of the player, because the result is the lower bound of possible VOC levels coming from the racket itself. If a racket has in fact zero VOC emissions, this is trivial because the reading A will equal the reading B. If a racket has in fact VOC emissions of $3*B$, three times the background B, the reading A will be *at most* $4*B$, so the result counting is *at most* $4*B - 1*B = 3*B$.

It is in the nature of VOC emissions that the first seconds of the test will already show the direction of the journey: If after 10 seconds the reading did not change at all, it is very likely that the same holds after 20 seconds. In busy situations, consideration may be given to this fact.

On the other hand, precision is crucial in close cases. For example, a reading reaching the limit after exactly 20 seconds is an acceptable result, no matter how fast it is increasing from the 21st second on. Another example, if the racket tester is not sure whether he or she had a precise look at the timer, there is no harm in just repeating the measurement while keeping a closer eye on the stop watch.

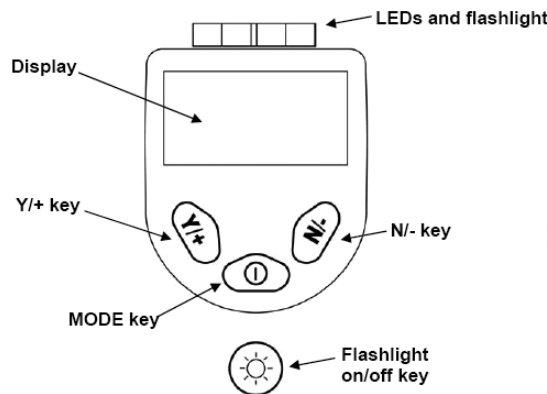
MiniRAE-Lite Setup

The MiniRAE-Lite is currently used by the ITTF and is a photoionization detector (PID) which uses ultraviolet (UV) light to break down chemicals to positive and negative ions that can be easily measured.



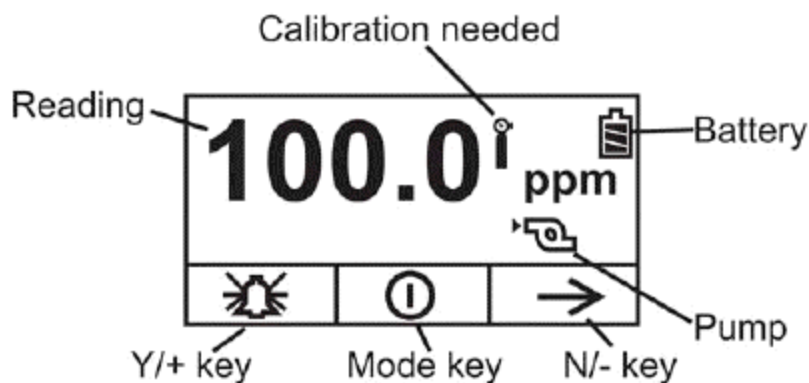
The instrument’s user interface consists of the display, LED’s, an alarm transducer, and four keys. The keys are:

- Y/+
- MODE
- N/-




- Flashlight On/Off

The display shows the following information:



For proper measurement on the surface of the coverings of the racket, the device is used together with a special cap connected by two tubes to the MiniRAE Lite. These tubes shall be of PTFE Teflon. A filter supplied by RAE shall be used to reduce the effects of the humidity and dust. If there is a mark "INLET"

on the filters, that side of the filter should face away from the device. The filter shall be changed every two events, in the case of competitions with duration of a maximum of 5 days. For World Championships the filter shall be changed once in the middle of the competition. For Olympic and Paralympic Games the filter shall be changed twice during the competition.



Device Setup:

1. Connect the air outlet tube, which is with the device, to the threaded hole in the right side of the instrument.
2. Connect the flexible tube to the top part of the device and then the filter to this tube.
3. Connect the flexible tubes to the Teflon tubes attached to the cap.
4. To turn on the instrument press and hold the MODE key.
5. When the display turns on, release the MODE key.



6. When the display shows "Ready ... Start sampling?" press the Y/+ key to start the measurement.
7. Zeroing calibration: Every day, before starting any measurement, a Zeroing calibration is recommended.
 - Go to a fresh air environment.
 - Press and hold the MODE and N/- keys at the same time.
 - A password will be required (normally "0000"). Use the Y/+ and N/- keys to change numbers. Press Enter (MODE key).
 - Select "Calibration" and "Zero calib".
 - When the display shows "Please apply zero gas..." press Y/+ key to start calibration and wait for 30 seconds, and the calibration is finished.
8. Span calibration: before each competition the MiniRAE Lite shall be calibrated with a span gas. For Olympic and Paralympic Games this calibration shall be done daily, after the Zeroing calibration. This operation shall only be done by an experienced person. A bottle of 10 ppm of Isobutylene shall be used as a reference gas for the span calibration.